

603776

YOUON 永安行

| | |
|--|--|
| | |
| | |
| | |

2025 1 1 -2025 6 30

APP

25

APP

PEM

500

1MPa

| | |
|--|------------------|
| | |
| | |
| | Y Tech g C .,L d |
| | Y |
| | |

| | | |
|--|--------------------|--------------------|
| | | |
| | | |
| | 399 | 399 |
| | 0519-81282003 | 0519-81282003 |
| | 0519-81186701 | 0519-81186701 |
| | e e afe@ibi e668.c | e e afe@ibi e668.c |

| | |
|--|-----------------------|
| | 399 |
| | 2023 11 17 400 399 |
| | 399 |
| | 399 |
| | 213022 |
| | .ibi e668.c |
| | e e afe@ibi e668.c |
| | |

| | |
|--|----------|
| | |
| | . e.c .c |
| | |
| | |

| | | | | |
|---|--|--|--------|---|
| | | | | |
| A | | | 603776 | - |

()

| | 1 6 | | (%) |
|--|------------------|------------------|-----------|
| | 193,163,614.44 | 245,415,911.83 | -21.29% |
| | -64,549,277.67 | -1,520,430.56 | -4145.46% |
| | -65,475,566.36 | -7,802,426.62 | -739.17% |
| | -67,611,860.09 | -30,270,089.30 | -123.36% |
| | 34,329,518.13 | 62,032,945.24 | -44.66% |
| | | | (%) |
| | 3,035,756,295.89 | 3,137,826,774.00 | -3.25% |
| | 4,247,583,796.00 | 4,410,979,235.61 | -3.70% |

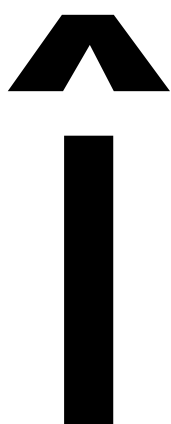
()

| | 1 6 | | (%) |
|---|-------|-------|----------|
| | -0.27 | -0.03 | -800.00% |
| | -0.27 | -0.03 | -800.00% |
| | -0.28 | -0.13 | -115.38% |
| % | -2.13 | -0.25 | 1.88 |

14

833,973.19

-3,565,000.00



/

2023 14
40
15 2019 2021 5 10 15
2025 1 1

2025 2

2019

2029 240

2024


120
LiDAR

2024

0

1600

2025



| | | | | | | | | | |
|-----------|-------|-----------|-----------|--|-----|-------|----------|-----------|-------|
| 2025 | | | | | | | | | |
| | | | 19,316.36 | | | | | | |
| 12,910.41 | | | 2,657.95 | | | | 3,748.00 | | |
| | | -6,547.56 | | | | | | | |
| -6,761.19 | | | | | | | | | |
| | | | 22 | | | 4 | | 40 | |
| 10 | | | | | 346 | | | 83 | |
| 130 | | | | | | | | | |
| | | | | | | | | | SiMO |
| | PMRAM | | | | | | | | |
| SiMO | | LMR-S | | | 800 | -1600 | | | |
| | | | | | | | | | LiDAR |
| | | | | | | | LMR-S905 | LMR-S1060 | |
| | | | | | | | | | |
| | | LMP | | | | | | | |
| | | AI | | | | | | | |

100

21

2023 9 22 10 22

2018

AI

4

2025 3

()

1

| | | | % |
|--|-----------------|----------------|----------|
| | 193,163,614.44 | 245,415,911.83 | -21.29% |
| | 192,721,123.68 | 212,412,826.01 | -9.27% |
| | 3,820,778.43 | 6,276,851.64 | -39.13% |
| | 17,278,439.55 | 17,305,720.98 | -0.16% |
| | 17,624,251.18 | 15,373,068.16 | 14.64% |
| | 13,383,915.23 | 16,730,246.60 | -20.00% |
| | 34,329,518.13 | 62,032,945.24 | -44.66% |
| | -247,076,757.39 | -27,117,639.95 | -811.13% |
| | -62,042,244.27 | -60,356,981.70 | -2.79% |

2

(2).

3

| | | | | |
|--|---------------|---------------|---|-----|
| | | | | |
| | 11,563,000.00 | 11,563,000.00 | | |
| | 2,000.00 | 2,000.00 | | ETC |
| | 1,200,000.00 | 1,200,000.00 | | |
| | 12,765,000.00 | 12,765,000.00 | / | / |

()

1

| | | |
|--|--|---------|
| | | |
| | | 100.00% |
| | | 100.00% |
| | | 100.00% |
| Bag e hche EVERSAFE P b ic Se ice C .,LTD. | | 100.00% |
| Y (Ca a)I e e C .,Ld. | | 100.00% |
| | | 100.00% |
| | | 100.00% |
| | | 100.00% |
| | | 100.00% |
| | | 100.00% |
| | | 100.00% |
| | | 100.00% |
| | | 100.00% |
| | | 100.00% |
| | | 100.00% |
| | | 100.00% |
| | | 100.00% |

| | | |
|-----------------|-----------------|----------|
| | | 100.00% |
| | | 100.00% |
| | | 100.00% |
| | | 100.00% |
| | | 100.00% |
| | | 100.00% |
| | | 100.00% |
| | | 99.60% |
| | | 88.00% |
| | | 83.33% |
| | | 53.183% |
| | | 51.00% |
| | H d Ride E e AG | 51.00% |
| | | 50.00% |
| | He Y | 49.00% |
| P i a e Li i ed | | 49.00% |
| Y Tech g S A | | 49.00% |
| | | 49.00% |
| | | 49.50% |
| | | 40.00% |
| | | 19.4175% |
| | | 19.2090% |
| | | 13.2979% |
| | | 9.7687% |
| | | 10.00% |
| | He I c. | 6.0810% |
| | | 3.00% |

1 2025 6 30
 23.2559% He I c. 6.0810%

2 2025 6 30
 39.14%

3 2025 3 5

(1).

(2).

3).

| | | | | | | | | |
|---|---------------|---------------|--|--|--------------|--|--|------------------|
| | | | | | | | | |
| | | | | | / | | | |
| 1 | 2,186,316,000 | -3,565,000.00 | | | | | | 2,182,751,000.00 |
| 2 | 235,000,000 | | | | 5,258,914.38 | | | 440,258,914.38 |
| | 2,421,316,000 | -3,565,000.00 | | | 5,258,914.38 | | | 2,623,009,914.38 |

1

He I c.

2

1

2021 3

SNJ843

2023 1 12

2023-002

3,500

2

2023 1

SZT178

2023 1

/

()

10%

| | | | | | |
|-------|----------|----------|----------|---------|---------|
| 500 | 1,372.80 | 1,151.04 | 169.83 | 102.04 | 99.10 |
| 301 | 10.11 | 383.77 | - | -213.31 | -211.98 |
| 200 | 974.99 | 2,293.07 | 905.58 | 345.25 | 341.32 |
| 500 | 3,355.85 | 2,995.19 | 367.52 | -476.53 | -480.59 |
| 2000 | 320.09 | 2,784.60 | - | 111.37 | 111.37 |
| 12200 | 233.15 | 8,539.14 | 192.23 | 81.52 | 81.81 |
| 2000 | 6,946.69 | 4,718.81 | 2,429.79 | 465.68 | 418.00 |
| 5000 | 233.37 | 836.88 | 210.21 | 107.63 | 102.11 |
| 1000 | 2,359.23 | 182.57 | 2,032.70 | -18.39 | -18.39 |

| | | |
|--|--|--|
| | | |
| | | |

()

()

APP

| | | | | | |
|------------|------------|------------|------------|-----------|-----------|
| 2022 | 2023 | 2024 | 2025 | 1-6 | 67,763.41 |
| 54,520.94 | 45,782.49 | 19,316.36 | | | -6,750.63 |
| -12,671.74 | -6,830.41 | -6,547.56 | | | |
| | -12,715.81 | -16,460.39 | -14,692.28 | -6,761.19 | |

| | | | | | |
|-----------|-----------|-----------|------|---|-----------|
| 2022 | 2023 | 2024 | 2025 | 6 | 69,226.93 |
| 53,104.40 | 39,828.69 | 39,625.44 | | | 17.45% |
| 14.07% | 11.26% | 11.62% | | | |

| | | | | | | |
|-------|-------|------|------|-----|--------|--------|
| 2022 | 2023 | 2024 | 2025 | 1-6 | 13.25% | 12.15% |
| 8.75% | 0.23% | | | | | |

()

()

()

()

| | | | | | | | | | |
|--|--|--|---|--|-----------|--|---|--|--|
| | | | | | | | | | |
| | | | 1 | | | | | | |
| | | | 2 | | | | | | |
| | | | 3 | | 2025-3-19 | | | | |
| | | | 1 | | | | | | |
| | | | 2 | | | | | | |
| | | | 3 | | 2025-3-19 | | / | | |

4

1

1

2

3

2

1

2

Ä3Ä Þ Ö @ ì K Ý u F 1 K 1 4 ' ; Ž { , X J a Ö î E a Y Ä

3

1

2

| | | | | | | | | | | |
|--|--|--|---|--|--|--|-----------|--|--|--|
| | | | 1 | | | | | | | |
| | | | 2 | | | | | | | |
| | | | 5 | | | | | | | |
| | | | 1 | | | | | | | |
| | | | 2 | | | | | | | |
| | | | 3 | | | | | | | |
| | | | | | | | | | | |
| | | | 1 | | | | | | | |
| | | | 1 | | | | | | | |
| | | | 2 | | | | 2025-3-19 | | | |
| | | | | | | | | | | |
| | | | 3 | | | | | | | |
| | | | | | | | | | | |
| | | | 2 | | | | | | | |
| | | | 1 | | | | | | | |
| | | | 2 | | | | | | | |

3

3

1

2

3

4

5

4

1

2

5

1

2

3

2025-3-14

1

/

| | | | | | | | | | |
|--|--|--|-----|-----|-----------|--|--|--|--|
| | | | 2 | / | | | | | |
| | | | 3 | / | | | | | |
| | | | 4 | | | | | | |
| | | | 5 | | | | | | |
| | | | 25% | | 2017-8-17 | | | | |
| | | | 1 | | | | | | |
| | | | 1 | | | | | | |
| | | | 2 | | | | | | |
| | | | | 30% | 2017-8-17 | | | | |
| | | | 3 | | | | | | |
| | | | 4 | | | | | | |
| | | | 5 | | | | | | |

| | | | | | | | | | |
|--|--|--|---------------------------------|--|-----------|--|--|--|--|
| | | | | | | | | | |
| | | | 1 2 3 | | 2017-8-17 | | | | |
| | | | 1 2 3 4 5 6 7 | | 2017-8-17 | | | | |
| | | | 1 | | 2025-3-14 | | | | |

| | | | | | | | | | | |
|--|--|--|---|--|--|-----------|--|--|--|--|
| | | | 2 | | | | | | | |
| | | | 3 | | | | | | | |
| | | | 4 | | | | | | | |
| | | | 1 | | | | | | | |
| | | | 2 | | | 2025-3-14 | | | | |
| | | | 3 | | | | | | | |
| | | | 4 | | | | | | | |
| | | | | | | 2025-3-19 | | | | |

| | | | | | | | | | | |
|--|--|--|---|--|--|--|-----------|--|--|--|
| | | | 1 | | | | | | | |
| | | | 2 | | | | | | | |
| | | | 3 | | | | | | | |
| | | | 1 | | | | | | | |
| | | | 2 | | | | | | | |
| | | | 3 | | | | | | | |
| | | | 1 | | | | | | | |
| | | | 2 | | | | 2025-3-19 | | | |
| | | | 1 | | | | | | | |
| | | | 2 | | | | 2025-3-14 | | | |

| | | | | | | | | | |
|--|--|--|---|---|--|-----------|--|--|--|
| | | | 3 | | | | | | |
| | | | 4 | | | | | | |
| | | | 5 | | | | | | |
| | | | 6 | / | | | | | |
| | | | 1 | | | | | | |
| | | | 2 | A | | 2025-3-14 | | | |
| | | | 3 | | | | | | |
| | | | 1 | | | | | | |
| | | | 2 | A | | 2025-3-14 | | | |

| | | | | | | | | | |
|--|--|--|-------|-------|---|-----------|--|------------|--|
| | | | 3 | | | | | | |
| | | | 1 | / | / | | | | |
| | | | 2 | | A | | | | |
| | | | 3 | / | / | 2025-3-14 | | | |
| | | | 1 | | | | | | |
| | | | 2 | | | | | | |
| | | | 3 | | | | | | |
| | | | 4 | | | | | | |
| | | | 5 | | | 2025-3-14 | | | |
| | | | 6 | | A | 2025-5-8 | | | |
| | | | 7 | | | | | | |
| | | | 2024 | -2026 | | | | | |
| | | | 6,000 | = | (| 2023-11-3 | | 2024-1-1 | |
| | | | | | - | | | 2026-12-31 | |

/

| | | | | | | | | | | |
|--|--|--|---|---|--|--|--|--|--|--|
| | | |) | - | | | | | | |
|--|--|--|---|---|--|--|--|--|--|--|

()

2025 5 7

2024

2025

()

()

1

2

2025 6 30

2025

2025

2025-082

| | | | |
|--|--|--------|--------|
| | | | |
| | | 12,000 | 814.23 |

3

()

1

2

2024

65%

2025 2 28

2025 3 1

2025-011

3

()

1

2

3

()

1

2

3

()

()

2025 3 14

015 3 17

. e.c .c

<

>>

>

Z -,X 冫 / û • MZ 冫 / ô 2025-020

()

| | | | 1 | 2 | $\frac{3}{2} = 1$ | 4 | 5 | % (6) (4)/(1) | % (7) (5)/(3) | 8 | % 9 =(8)/(1) | |
|--|------------|-----------|-----------|-----------|-------------------|-----------|---|------------------|------------------|----------|-----------------|---|
| | 2020-11-30 | 88,648.00 | 87,000.11 | 88,648.00 | - | 62,250.16 | - | 71.55 | - | 4,894.33 | 5.63 | - |
| | / | 88,648.00 | 87,000.11 | 88,648.00 | - | 62,250.16 | - | 71.55 | - | 4,894.33 | 5.63 | - |

88,648.00

1,647.89

87,000.11

()

1

/

| | | | | | (1) | | 2 | % (3) (2)/(1) | | | | | | | | |
|--|---|---|---|---|-----------|----------|-----------|---------------------|------------|---|---|---|---|---|---|---|
| | | | | | 73,648.00 | 4,728.96 | 47,267.81 | 64.18 | 2027 12 | | | | | | | |
| | | | | | 15,000.00 | 165.37 | 14,982.35 | 99.88 | | | | | | | | |
| | / | / | / | / | 88,648.00 | 4,894.33 | 62,250.16 | / | / | / | / | / | / | / | / | / |

2

()

/

()

1

2

3

| | | | | | |
|-----------|--------|-----------|-----------|--------|--|
| | | | | | |
| 2025 4 10 | 40,000 | 2025 4 10 | 2026 4 9 | 16,000 | |
| 2025 8 27 | 40,000 | 2025 8 27 | 2026 8 26 | 40,000 | |

2025 8 4

2027 12

()

()

()

1

| | | | + - | | | | | | |
|---|-------------|--------|-----|--|--|-----------|-----------|-------------|--------|
| | | (%) | | | | | | (%) | |
| | | | | | | | | | |
| 1 | | | | | | | | | |
| 2 | | | | | | | | | |
| 3 | | | | | | | | | |
| | | | | | | | | | |
| | | | | | | | | | |
| 4 | | | | | | | | | |
| | | | | | | | | | |
| | 239,397,417 | 100.00 | | | | 1,774,791 | 1,774,791 | 241,172,208 | 100.00 |
| 1 | 239,397,417 | 100.00 | | | | 1,774,791 | 1,774,791 | 241,172,208 | 100.00 |
| 2 | | | | | | | | | |
| 3 | | | | | | | | | |
| 4 | | | | | | | | | |
| | 239,397,417 | 100.00 | | | | 1,774,791 | 1,774,791 | 241,172,208 | 100.00 |

2

2025 1 1 2025 6 30
1,774,791

1,774,791

3

()

()

| | |
|-----|--------|
| () | 16,576 |
| | - |

()

| | | | (%) | | | |
|----|-------------|------------|-------|---|---|------------|
| | | | | | | |
| | -19,850,023 | 59,550,069 | 24.69 | - | - | |
| | 32,721,710 | 32,721,710 | 13.57 | - | - | |
| | 14,363,882 | 14,363,882 | 5.96 | - | - | |
| 13 | -600,000 | 5,944,989 | 2.47 | - | - | |
| | -14,363,882 | 4,452,118 | 1.85 | - | - | |
| | -3,591,411 | 3,591,411 | 1.49 | - | - | |
| | -3,478,132 | 3,478,131 | 1.44 | - | - | |
| | -3,468,000 | 3,382,000 | 1.40 | - | - | |
| | 2,589,679 | 2,589,679 | 1.07 | - | - | |
| | 2,081,200 | 2,081,200 | 0.86 | - | - | |
| | | | | | | |
| | | 59,550,069 | | | | 59,550,069 |
| | | 32,721,710 | | | | 32,721,710 |
| | | 14,363,882 | | | | 14,363,882 |
| 13 | | 5,944,989 | | | | 5,944,989 |
| | | 4,452,118 | | | | 4,452,118 |

| | |
|-----------|-----------|
| 3,591,411 | 3,591,411 |
| 3,478,131 | 3,478,131 |
| 3,382,000 | 3,382,000 |
| 2,589,679 | 2,589,679 |
| 2,081,200 | 2,081,200 |

2025 3 14

32,954,801


2025 4 21

1

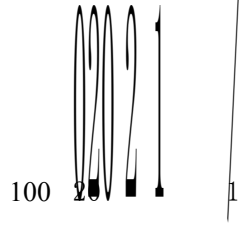
()

()

| | |
|--|--------------------|
| | |
| | |
| | 2025-4-21 |
| | . e.c .c 2025 4 22 |
| | 2025-053 |



()



100

20

1

1

2020 11 24
02 1

[2020]2772

8,864,800

()

| | |
|---|-------------|
| | |
| | 25,541,000 |
| | 1,774,791 |
| | 19,815,356 |
| % | 10.56 |
| | 564,997,000 |
| % | 63.73 |

()

| | | | | |
|-----------|-------|-----------|-------------------|------------------------|
| | | | | |
| 2021-6-11 | 16.48 | 2021-6-7 | . e.c .c | 2020 |
| | | | | 2021-040 |
| 2022-3-2 | 16.48 | 2022-3-2 | | 2020 2 |
| | | | | 2022-010 |
| 2022-6-9 | 16.38 | 2022-6-1 | | 2021 |
| | | | | 2022-032 |
| 2022-8-20 | 16.38 | 2022-8-20 | | 2022 8 22 2023 2 21 |
| | | | | 2022-044 |
| 2022-11-8 | 16.40 | 2022-11-5 | 2021 2020 2021 | |
| | | | 772,250 | |

| | | | | |
|------------|-------|------------|--|-------------------------------------|
| | | | | 2022-055 |
| 2023-6-6 | 14.93 | 2023-6-5 | | 2023 |
| 2023-6-15 | 14.80 | 2023-6-8 | | 2023-030 2022 |
| 2023-11-15 | 14.81 | 2023-11-14 | | 2023-033 2022 2021 433,250 |
| 2024-2-6 | 14.81 | 2024-2-6 | | 2023-060 2024 2 7 2024 8 6 |
| 2024-4-12 | 14.77 | 2024-4-11 | | 2024-008 2,750,000 |
| 2024-7-4 | 14.47 | 2024-6-27 | | 2024-016 2023 |
| 2024-8-27 | 14.47 | 2024-8-27 | | 2024-042 2024 8 28 2025 2 27 |

| | | | | |
|-----------|-------|-----------|---------|----------|
| | | | | 2024-057 |
| 2025-6-20 | 14.22 | 2025-6-13 | | 2024 |
| | | | | 2025-077 |
| | | | 14.22 / | |

()

2025 6 10 11.86 3.54 8.31

AA- AA-

()

2025 6 24 2025 7 14 15 15
130% 130% 18.49 /

2025 7 14

2025 8 11 884,456,000
59,403,720 31.67%
2,024,000 20,240 0.23%
2,052,944.98
280,760,572

2025 8 12

2025 6 30

| | | | |
|--|--|------------------|------------------|
| | | | |
| | | | |
| | | 246,227,122.43 | 523,867,324.99 |
| | | | |
| | | | |
| | | 2,623,009,914.38 | 2,421,316,000.00 |
| | | | |
| | | 3,596,467.40 | 7,898,636.00 |
| | | 396,254,448.19 | 398,286,877.06 |
| | | 2,986,672.40 | |
| | | 8,437,161.36 | 7,992,145.66 |
| | | | |
| | | | |
| | | 18,769,589.04 | 18,253,301.43 |
| | | | |
| | | | |
| | | | |
| | | 78,384,359.88 | 112,317,911.82 |
| | | | |
| | | 23,767,857.59 | 37,344,618.79 |
| | | | |
| | | | 24,824.65 |
| | | 7,944,919.26 | 10,516,794.20 |
| | | 3,409,378,511.93 | 3,537,818,434.60 |
| | | | |
| | | | |
| | | | |
| | | | |
| | | 133,558,554.28 | 115,150,353.75 |
| | | 48,729,156.72 | 49,313,322.20 |
| | | | |
| | | | |
| | | 371,935,666.82 | 379,501,277.07 |
| | | 3,533,196.53 | 4,993,720.95 |
| | | | |

| | | | |
|--|--|----------------|------------------|
| | | | |
| | | 385,705.06 | 665,856.96 |
| | | 58,936,524.91 | 60,091,363.57 |
| | | | |
| | | | |
| | | 126,754,266.48 | 126,754,266.48 |
| | | 19,157,814.12 | 25,208,843.49 |
| | | 9,876,104.09 | 9,182,713.21 |
| | | 65,338,295.06 | 102,299,083.33 |
| | | 838,205,284.07 | 873,160,801.01 |
| | | 4,247,583,796 | 4,410,979,235.61 |
| | | | |
| | | | |
| | | | |
| | | | |
| | | 8,463,790.00 | 18,759,100.00 |
| | | 77,047,587.47 | 81,826,614.49 |
| | | | |
| | | 30,121,165.14 | 30,132,097.67 |
| | | | |
| | | | |
| | | | |
| | | 21,404,964.13 | 27,793,318.24 |
| | | 8,956,320.84 | 8,105,697.19 |
| | | 189,351,149.68 | 200,077,407.42 |
| | | | |
| | | | |
| | | | |
| | | 16,888,510.62 | 16,886,021.99 |
| | | 2,153,070.02 | 6,682,745.14 |
| | | 354,386,557.90 | 390,263,002.14 |
| | | | |
| | | | |
| | | 536,153,024.03 | 541,122,150.87 |
| | | | |
| | | 117,481.41 | 171,046.39 |
| | | | |
| | | 6,283,856.47 | 7,001,272.03 |
| | | | |

2025 6 30

| | | | |
|--|--|------------------|------------------|
| | | | |
| | | | |
| | | 182,419,189.38 | 439,918,718.32 |
| | | 2,587,504,164.38 | 2,386,316,000.00 |
| | | | |
| | | 2,375,000.00 | |
| | | 335,858,922.88 | 341,668,782.13 |
| | | | |
| | | 4,544,603.03 | 4,039,055.16 |
| | | 183,575,271.36 | 184,179,451.34 |
| | | | |
| | | | |
| | | 27,230,752.13 | 52,511,548.32 |
| | | | |
| | | 18,643,513.91 | 33,280,630.52 |
| | | | |
| | | | |
| | | 1,458,383.75 | 1,886,831.79 |
| | | 3,343,609,800.82 | 3,443,801,017.58 |
| | | | |
| | | | |
| | | | |
| | | 469,366,180.47 | 453,135,696.55 |
| | | 47,856,473.89 | 48,432,629.85 |
| | | | |
| | | | |
| | | 340,642,485.94 | 346,161,037.17 |
| | | 1,747,645.76 | 1,149,115.15 |
| | | | |
| | | | |
| | | 259,354.55 | 316,832.51 |
| | | 48,768,329.00 | 49,491,079.58 |
| | | | |
| | | | |
| | | | |
| | | 3,747,724.81 | 8,794,718.57 |
| | | | |
| | | 65,338,295.06 | 102,299,083.33 |
| | | 977,726,489.48 | 1,009,780,192.71 |
| | | 4,321,336,290.30 | 4,453,581,210.29 |
| | | | |
| | | | |

| | | | |
|--|--|------------------|------------------|
| | | | |
| | | | |
| | | 8,463,790.00 | 18,759,100.00 |
| | | 56,178,373.15 | 45,973,518.99 |
| | | | |
| | | 28,206,430.08 | 24,182,685.76 |
| | | 8,831,638.85 | 11,793,119.50 |
| | | 5,470,219.45 | 4,453,062.49 |
| | | 401,135,528.67 | 415,439,400.63 |
| | | | |
| | | | |
| | | | |
| | | 16,833,616.30 | 16,831,731.68 |
| | | 1,432,687.08 | 1,484,315.14 |
| | | 526,552,283.58 | 538,916,934.19 |
| | | | |
| | | | |
| | | 536,153,024.03 | 541,122,150.87 |
| | | | |
| | | | |
| | | 117,481.41 | 115,532.69 |
| | | | |
| | | | |
| | | 2,602,986.83 | 3,206,189.58 |
| | | | |
| | | 264,235,780.60 | 266,271,939.03 |
| | | 16,720,000.00 | 33,440,000.00 |
| | | 819,829,272.87 | 844,155,812.17 |
| | | 1,346,381,556.45 | 1,383,072,746.36 |
| | | | |
| | | 241,172,208.00 | 239,397,417.00 |
| | | 152,072,730.48 | 158,959,637.13 |
| | | | |
| | | | |
| | | 868,797,791.90 | 839,830,977.36 |
| | | 15,850,598.47 | 15,850,598.47 |
| | | 569,136.96 | 1,145,292.92 |
| | | | |
| | | 118,679,816.89 | 118,679,816.89 |
| | | 1,609,513,648.09 | 1,728,345,921.10 |
| | | 2,974,954,733.85 | 3,070,508,463.93 |
| | | 4,321,336,290.30 | 4,453,581,210.29 |

| | | | |
|----|---|----------------|----------------|
| | | | |
| | | 193,163,614.44 | 245,415,911.83 |
| | | 193,163,614.44 | 245,415,911.83 |
| | | | |
| | | | |
| | | | |
| | | 246,901,398.01 | 271,061,170.54 |
| | | 192,721,123.68 | 212,412,826.01 |
| | | | |
| | | | |
| | | | |
| | | | |
| | | | |
| | | | |
| | | 2,072,889.94 | 2,962,457.15 |
| | | 3,820,778.43 | 6,276,851.64 |
| | | 17,278,439.55 | 17,305,720.98 |
| | | 13,383,915.23 | 16,730,246.60 |
| | | 17,624,251.18 | 15,373,068.16 |
| | | 18,878,078.79 | 18,790,026.71 |
| | | 1,541,236.85 | -3,591,725.74 |
| | | 1,091,306.30 | 1,818,426.81 |
| | | 3,674,425.79 | 10,599,887.21 |
| | | -1,591,799.47 | 55,539.19 |
| | | | |
| - | | | |
| | | | |
| | | | |
| | | -3,565,000.00 | 13,179,000.00 |
| | - | -16,410,147.32 | -1,501,756.15 |
| | - | 2,114,144.73 | -8,741.04 |
| | | 2,654,807.51 | 882,970.66 |
| | | -64,178,246.56 | -675,471.22 |
| | | 21,808.18 | 236,063.56 |
| | | 392,839.29 | 1,081,022.90 |
| | | -64,549,277.67 | -1,520,430.56 |
| | | -493,163.98 | 5,451,487.04 |
| | | -64,056,113.69 | -6,971,917.60 |
| | | | |
| 1. | | -59,972,082.16 | -6,971,917.60 |
| 2. | | -4,084,031.53 | |
| | | | |
| 1. | - | -65,475,566.36 | -7,802,426.62 |
| 2. | - | 1,419,452.67 | 830,509.02 |
| | | -683,672.04 | -2,760,813.96 |
| | | -683,672.04 | -2,760,813.96 |

| | | | |
|----|-------|----------------|----------------|
| 1. | | -584,165.48 | -283,957.28 |
| 1 | | | |
| 2 | | | |
| 3 | | -584,165.48 | -283,957.28 |
| 4 | | | |
| 2. | | -99,506.56 | -2,476,856.68 |
| 1 | | | |
| 2 | | | |
| 3 | | | |
| 4 | | | |
| 5 | | | |
| 6 | | -99,506.56 | -2,476,856.68 |
| 7 | | | |
| | | -64,739,785.73 | -9,732,731.56 |
| | | -66,159,238.40 | -10,563,240.58 |
| | | 1,419,452.67 | 830,509.02 |
| | | | |
| | (/) | -0.27 | -0.03 |
| | (/) | -0.27 | -0.03 |

0 ,

0

2025 1 6

| | | | |
|----|-------|----------------|----------------|
| | | | |
| | | 132,390,864.16 | 169,834,244.16 |
| | | 156,690,636.05 | 175,245,038.41 |
| | | 1,528,373.37 | 2,152,162.43 |
| | | 1,380,987.95 | 2,411,128.15 |
| | | 10,358,736.25 | 9,727,124.59 |
| | | 7,898,175.88 | 10,830,469.93 |
| | | 17,685,335.73 | 15,108,108.10 |
| | | 18,889,405.39 | 18,625,281.53 |
| | | 2,305,467.30 | 3,590,172.68 |
| | | 525,536.44 | 723,543.88 |
| | | 14,387,300.34 | 10,215,575.87 |
| | | | |
| | | | |
| | - | | |
| | | | |
| | | -3,565,000.00 | 13,179,000.00 |
| | - | -13,156,093.51 | 244,542.14 |
| | - | 2,344,812.57 | 15,041.63 |
| | | 1,816,414.16 | 486,828.43 |
| | | -60,798,411.07 | -20,775,255.50 |
| | | 10,716.96 | 173,755.16 |
| | | 315,096.83 | 172,861.73 |
| | | -61,102,790.94 | -20,774,362.07 |
| | | -2,036,158.43 | 2,362,654.04 |
| | | -59,066,632.51 | -23,137,016.11 |
| | | -59,066,632.51 | -23,137,016.11 |
| | | | |
| | | -576,155.96 | -269,137.06 |
| | | -576,155.96 | -269,137.06 |
| 1. | | | |
| 2. | | | |
| 3. | | -576,155.96 | -269,137.06 |
| 4. | | | |
| | | | |
| 1. | | | |
| 2. | | | |
| 3. | | | |
| 4. | | | |
| 5. | | | |
| 6. | | | |
| 7. | | | |
| | | -59,642,788.47 | -23,406,153.17 |
| | | | |
| | (/) | | |
| | (/) | | |

2025 1 6

213,549,322.60 236,582,527.54

| | |
|----------------|----------------|
| 13,554.99 | 152,320.70 |
| 42,465,379.58 | 82,123,708.75 |
| 256,028,257.17 | 318,858,556.99 |
| 57,188,804.56 | 38,409,698.76 |

| | |
|----------------|----------------|
| 90,646,611.38 | 108,689,034.59 |
| 6,785,203.45 | 22,316,398.64 |
| 67,078,119.65 | 87,410,479.75 |
| 221,698,739.04 | 256,825,611.74 |
| 34,329,518.13 | 62,032,945.24 |

| | |
|----------------|----------------|
| 111,382,583.33 | 150,000,000.00 |
| 457,727.55 | 2,531,848.02 |

| | | | |
|--|--|-----------------|----------------|
| | | | |
| | | | 100,000.00 |
| | | | |
| | | | 100,000.00 |
| | | | 10,000.00 |
| | | 61,985,640.50 | 59,633,168.71 |
| | | | 12,399,858.00 |
| | | 56,603.77 | 813,812.99 |
| | | 62,042,244.27 | 60,456,981.70 |
| | | -62,042,244.27 | -60,356,981.70 |
| | | -50,315.98 | 87,633.47 |
| | | -274,839,799.51 | -25,354,042.94 |
| | | 508,301,921.93 | 278,606,140.88 |
| | | 233,462,122.43 | 253,252,097.94 |

2025 1 6

| | |
|-----------------|-----------------|
| 148,422,325.10 | 184,928,755.44 |
| 13,554.99 | 152,320.70 |
| 5,598,438.27 | 33,097,874.38 |
| 154,034,318.36 | 218,178,950.52 |
| 38,268,002.49 | 20,393,253.30 |
| 54,055,163.07 | 63,668,239.56 |
| 5,296,975.14 | 14,762,190.65 |
| 25,700,551.77 | 237,368,743.14 |
| 123,320,692.47 | 336,192,426.65 |
| 30,713,625.90 | -118,013,476.13 |
| 111,382,583.33 | 150,000,000.00 |
| 16,737,727.55 | 2,531,848.02 |
| 5,982,351.14 | 3,049,653.99 |
| 134,102,662.02 | 155,581,502.01 |
| 73,061,364.82 | 51,356,128.67 |
| 286,720,000.00 | 100,000,000.00 |
| | 25,634,395.05 |
| 359,781,364.82 | 176,990,523.72 |
| -225,678,702.80 | -21,409,021.71 |

16 625.7

2025 1 6

| 2025 | | | | | | | | | | | | | | | |
|------|----------------|--|--|----------------|----------------|---------------|--------------|--|----------------|--|------------------|------------------|---------------|------------------|--|
| | (| | | | | | | | | | | | | | |
| | | | | | | | | | | | | | | | |
| | | | | | | | | | | | | | | | |
| | 239,397,417.00 | | | 158,959,637.13 | 838,754,026.78 | 15,850,598.47 | 9,227,005.92 | | 118,679,816.89 | | 1,788,659,468.75 | 3,137,826,774.00 | 26,830,725.05 | 3,164,657,499.05 | |
| | | | | | | | | | | | | | | | |
| | | | | | | | | | | | | | | | |
| | 239,397,417.00 | | | 158,959,637.13 | 838,754,026.78 | 15,850,598.47 | 9,227,005.92 | | 118,679,816.89 | | 1,788,659,468.75 | 3,137,826,774.00 | 26,830,725.05 | 3,164,657,499.05 | |
| | 1,774,791.00 | | | -6,886,906.65 | 28,966,516.44 | | -683,672.04 | | | | -125,241,206.86 | -102,070,478.11 | -800,249.23 | -102,870,727.34 | |
| | | | | | | | -683,672.04 | | | | -65,475,566.36 | -66,159,238.40 | 1,419,452.67 | -64,739,785.73 | |
| | 1,774,791.00 | | | -6,886,906.65 | 28,966,814.54 | | | | | | | 23,854,698.89 | 0.00 | 23,854,698.89 | |
| 1 | | | | | | | | | | | | | | | |
| 2 | 1,774,791.00 | | | -6,886,906.65 | 28,966,814.54 | | | | | | | 23,854,698.89 | | 23,854,698.89 | |
| 3 | | | | | | | | | | | | | | | |

| | () | | | | | | | | | | | | | | |
|---|----------------|--|--|----------------|----------------|----------------|--------------|--|----------------|--|------------------|------------------|---------------|------------------|--|
| | | | | | | | | | | | | | | | |
| | 232,225,074.00 | | | 197,610,789.95 | 726,375,978.34 | 49,952,138.68 | 8,957,835.67 | | 118,679,816.89 | | 1,925,806,406.67 | 3,159,703,762.84 | 23,935,338.14 | 3,183,639,100.98 | |
| | | | | | | | | | | | | | | | |
| | | | | | | | | | | | | | | | |
| | 232,225,074.00 | | | 197,610,789.95 | 726,375,978.34 | 49,952,138.68 | 8,957,835.67 | | 118,679,816.89 | | 1,925,806,406.67 | 3,159,703,762.84 | 23,935,338.14 | 3,183,639,100.98 | |
| | 7,172,343.00 | | | -38,651,152.82 | 112,378,048.44 | -34,101,540.21 | 269,170.25 | | | | -137,146,937.92 | -21,876,988.84 | 2,895,386.91 | -18,981,601.93 | |
| | | | | | | | 269,170.25 | | | | -68,304,071.02 | -68,034,900.77 | 2,356,386.91 | -65,678,513.86 | |
| | 7,172,343.00 | | | -38,651,152.82 | 112,378,048.44 | -34,101,540.21 | | | | | | 115,000,778.83 | 539,000.00 | 115,539,778.83 | |
| 1 | | | | | | | | | | | | | 539,000.00 | 539,000.00 | |
| 2 | 9,922,343.00 | | | -38,651,152.82 | 159,580,187.12 | | | | | | | 130,851,377.30 | 0.00 | 130,851,377.30 | |
| 3 | | | | | | | | | | | | | | | |
| 4 | -2,750,000.00 | | | | -47,202,138.68 | -34,101,540.21 | | | | | | -15,850,598.47 | | -15,850,598.47 | |
| | | | | | | | | | | | -68,842,866.90 | -68,842,866.90 | | -68,842,866.90 | |
| 1 | | | | | | | | | | | | | | | |
| 2 | | | | | | | | | | | | | | | |

2025 1 6

| | 2025 | | | | | | | | | | |
|---|----------------|--|--|----------------|----------------|---------------|--------------|--|----------------|------------------|------------------|
| | () | | | | | | | | | | |
| | | | | | | | | | | | |
| | 239,397,417.00 | | | 158,959,637.13 | 839,830,977.36 | 15,850,598.47 | 1,145,292.92 | | 118,679,816.89 | 1,728,345,921.10 | 3,070,508,463.93 |
| | | | | | | | | | | | |
| | | | | | | | | | | | |
| | 239,397,417.00 | | | 158,959,637.13 | 839,830,977.36 | 15,850,598.47 | 1,145,292.92 | | 118,679,816.89 | 1,728,345,921.10 | 3,070,508,463.93 |
| | 1,774,791.00 | | | -6,886,906.65 | 28,966,814.54 | | -576,155.96 | | | -118,832,273.01 | -95,553,730.08 |
| | | | | | | | -576,155.96 | | | -59,066,632.51 | -59,642,788.47 |
| | 1,774,791.00 | | | -6,886,906.65 | 28,966,814.54 | | | | | | 23,854,698.89 |
| 1 | | | | | | | | | | | |
| 2 | 1,774,791.00 | | | -6,886,906.65 | 28,966,814.54 | | | | | | 23,854,698.89 |
| 3 | | | | | | | | | | | |
| 4 | | | | | | | | | | | |
| | | | | | | | | | | -59,765,640.50 | -59,765,640.50 |
| 1 | | | | | | | | | | | |
| 2 | | | | | | | | | | -59,765,640.50 | -59,765,640.50 |
| 3 | | | | | | | | | | | |
| | | | | | | | | | | | |
| 1 | | | | | | | | | | | |

| | | | | | | | | | | |
|---|----------------|--|----------------|----------------|---------------|------------|--|----------------|------------------|------------------|
| | | | | | | | | | | |
| 2 | | | | | | | | | | |
| 3 | | | | | | | | | | |
| 4 | | | | | | | | | | |
| 5 | | | | | | | | | | |
| 6 | | | | | | | | | | |
| 1 | | | | | | | | | | |
| 2 | | | | | | | | | | |
| | 241,172,208.00 | | 152,072,730.48 | 868,797,791.90 | 15,850,598.47 | 569,136.96 | | 118,679,816.89 | 1,609,513,648.09 | 2,974,954,733.85 |

| | 2024 | | | | | | | | | |
|---|----------------|--|----------------|----------------|----------------|------------|--|----------------|------------------|------------------|
| | () | | | | | | | | | |
| | 232,225,074.00 | | 197,610,789.95 | 727,452,928.92 | 49,952,138.68 | 668,492.32 | | 118,679,816.89 | 1,894,811,172.14 | 3,121,496,135.54 |
| | | | | | | | | | | |
| | 232,225,074.00 | | 197,610,789.95 | 727,452,928.92 | 49,952,138.68 | 668,492.32 | | 118,679,816.89 | 1,894,811,172.14 | 3,121,496,135.54 |
| | 7,172,343.00 | | -38,651,152.82 | 112,378,048.44 | -34,101,540.21 | 476,800.60 | | | -166,465,251.04 | -50,987,671.61 |
| | | | | | | 476,800.60 | | | -97,622,384.14 | -97,145,583.54 |
| | 7,172,343.00 | | -38,651,152.82 | 112,378,048.44 | -34,101,540.21 | | | | | 115,000,778.83 |
| 1 | | | | | | | | | | |

| | | | | | | | | | | | |
|---|----------------|--|--|----------------|----------------|----------------|------------------|--|----------------|------------------|------------------|
| 2 | 9,922,343.00 | | | -38,651,152.82 | 159,580,187.12 | | | | | 130,851,377.30 | |
| 3 | | | | | | | | | | | |
| 4 | -2,750,000.00 | | | | -47,202,138.68 | -34,101,540.21 | | | | -15,850,598.47 | |
| | | | | | | | | | -68,842,866.90 | -68,842,866.90 | |
| 1 | | | | | | | | | | | |
| 2 | | | | | | | | | -68,842,866.90 | -68,842,866.90 | |
| 3 | | | | | | | | | | | |
| | | | | | | | | | | | |
| 1 | | | | | | | | | | | |
| 2 | | | | | | | | | | | |
| 3 | | | | | | | | | | | |
| 4 | | | | | | | | | | | |
| 5 | | | | | | | | | | | |
| 6 | | | | | | | | | | | |
| | | | | | | | | | | | |
| 1 | | | | | | | | | | | |
| 2 | | | | | | | | | | | |
| | | | | | | | | | | | |
| | 239,397,417.00 | | | 158,959,637.13 | 839,830,977.36 | 15,850,598.47 | 1,145,292.9 2 | | 118,679,816.89 | 1,728,345,921.10 | 3,070,508,463.93 |

1

2013

11

2018 3

913204005603281353

399

2017 521

A 2400

26.85 / 2017 8

603776

[2020]2772

2020 11 24

8,864,800

100

88,648 2020 12

113609

24,060.1181

1

15

2023

2

12

/

1

2

1 1 12 31

3

()

| | |
|---|------|
| | |
| | 0.5% |
| | 0.5% |
| | 0.5% |
| | 5% |
| 1 | 0.5% |

1

7 6

2

7 6

3

1

,

2

/

3

4

A.

a

b

c

B.

a

b

c

/

A.

B.

C.

5

6

A.

/

/

B.

A.

/

B.

a

b

c

d

10

1

2

3

11

1

/

4

5

12
12

12

/

12

12

A. /

1

2

1

2

3

4

1

/

2

3

12

1

1

2

3

B.

12

A.

B.

C.

D.

E.

F.

G.

H.

30

30

30

A.

B.

A.

B.

22 -

A.

B.

22 -

8

12

13

1

1

1

1

2

3

1

2

1

11.

11.

/

1

1

1

20%

20%

50%

2

A.

B.

/

C.

A.

B.

C.

D.

3

4

27.

20

21

(1).

1

(2).

| | | | | |
|--|--|--|--|--|
| | | | | |
|--|--|--|--|--|

| | | | | |
|--|--|-----|-------------|---------------|
| | | 20 | | 5.00% |
| | | 10 | 5.00% | 9.50% |
| | | 4 | 5.00% | 23.75% |
| | | 3 | 5.00% | 31.67% |
| | | 5 | | 20.00% |
| | | 5-8 | | 12.50%-20.00% |
| | | 3-5 | 0.00%-5.00% | 19.00%-33.33% |

22

1

2

23

1

3

2

2

2

2

(1).

1

2

| | | |
|--|---|--|
| | | |
| | | |
| | 5 | |
| | | |
| | | |

(2).

1

2

2

2

30
(1).

1

/

1

2

32

1

2

3

33

3

(1).

1

3

3

1

2

1

3

3

/

/

3

1

A.

B.

A.

B.

2

A.

B.

WINKES

- A.
 - B.
- 3

1

2

3

12

/

23

:

4

) (/

5

A.

B.

A.

B.

3



| | |
|----------------------------|----|
| | % |
| | 15 |
| () () | 20 |
| | 25 |
| YOUON(Ca a)I e e C .,L.d. | 0 |

2

1

2024

[[2024]248]

5%

13%

10%

[

2023 19]

10

3%

1%

3%

1%

2027 12 31

()

2

| | | | | | | |
|----------------|-----|----------------|----------------|----------------|-----|---------|
| 2024 | 1 | 4 | GR202332010242 | 2025 | 1-6 | 15 |
| GR202432000931 | | | | 2024 | 11 | 6 |
| | | | | 2025 | 1-6 | 15% |
| 16 | | GR202432012041 | | | | 2024 12 |
| 1-6 | 15% | | | | | 2025 |
| | | | 2023 | GR202333001593 | | |
| | | | 2025 1-6 | 15% | | |
| | | 2021 | 12 | | | |
| | | | | 100 | | |
| | | | | 2019 | 13 | |
| | | | 2022 | 13 | | |
| 100 | 300 | | 25% | | 20% | |
| | | | | | | () |
| | | | | 25% | | 20% |

1

| | | |
|--|----------------|----------------|
| | | |
| | 14,594.28 | 28,037.04 |
| | 233,447,528.15 | 508,255,447.12 |
| | 12,765,000.00 | 15,565,403.06 |
| | | 18,437.77 |
| | | |
| | 246,227,122.43 | 523,867,324.99 |
| | 36,374.88 | 189,550.78 |

1,368,000.00

330,000.00

00.00

0.00

8

/

(3).

(1).

| | | |
|-----|----------------|----------------|
| | | |
| 1 | 157,719,785.15 | 160,828,977.70 |
| 1 1 | 157,719,785.15 | 160,828,977.70 |
| 1 2 | 161,577,108.04 | 145,769,711.69 |
| 2 3 | 94,184,447.39 | 110,235,110.75 |
| 3 4 | 155,448,298.18 | 162,674,971.26 |
| 4 | 237,523,780.93 | 213,343,319.87 |
| | 806,453,419.69 | 792,852,091.27 |

(2).

| | | (%) | | (%) | | (%) | | (%) | | |
|--|----------------|-------|----------------|--------|----------------|----------------|-------|----------------|--------|----------------|
| | 16,266,357.89 | 2.02 | 16,266,357.89 | 100.00 | | 16,266,357.89 | 2.05 | 16,266,357.89 | 100.00 | |
| | 7,759,476.90 | 0.96 | 7,759,476.90 | 100.00 | | 7,759,476.90 | 0.98 | 7,759,476.90 | 100.00 | |
| | 7,349,050.68 | 0.91 | 7,349,050.68 | 100.00 | | 7,349,050.68 | 0.93 | 7,349,050.68 | 100.00 | |
| | 725,000.00 | 0.09 | 725,000.00 | 100.00 | | 725,000.00 | 0.09 | 725,000.00 | 100.00 | |
| | 432,830.31 | 0.05 | 432,830.31 | 100.00 | | 432,830.31 | 0.05 | 432,830.31 | 100.00 | |
| | 790,187,061.80 | 97.98 | 393,932,613.61 | 49.85 | 396,254,448.19 | 776,585,733.38 | 97.95 | 378,298,856.32 | 48.71 | 398,286,877.06 |
| | 597,392,302.20 | 74.08 | 314,829,813.97 | 52.70 | 282,562,488.23 | 592,831,869.44 | 74.77 | 295,074,823.74 | 49.77 | 297,757,045.70 |
| | 78,879,651.99 | 9.78 | 14,436,255.43 | 18.30 | 64,443,396.56 | 82,811,030.13 | 10.44 | 18,233,391.84 | 22.02 | 64,577,638.29 |
| | 113,915,107.61 | 14.13 | 64,666,544.21 | 56.77 | 49,248,563.40 | 100,942,833.81 | 12.73 | 64,990,640.74 | 64.38 | 35,952,193.07 |
| | 806,453,419.69 | / | 410,198,971.50 | / | 396,254,448.19 | 792,852,091.27 | / | 394,565,214.21 | / | 398,286,877.06 |

| | | | % | |
|--|---------------|---------------|-----|---|
| | 7,349,050.68 | 7,349,050.68 | 100 | |
| | 7,759,476.90 | 7,759,476.90 | 100 | |
| | 725,000.00 | 725,000.00 | 100 | |
| | 432,830.31 | 432,830.31 | 100 | |
| | 16,266,357.89 | 16,266,357.89 | 100 | / |

| | | | % |
|-----|----------------|----------------|-------|
| 1 | 81,790,747.45 | 10,632,797.17 | 13.00 |
| 1-2 | 114,731,437.22 | 33,272,116.79 | 29.00 |
| 2-3 | 83,047,803.67 | 32,388,643.43 | 39.00 |
| 3-4 | 139,717,135.01 | 78,241,595.61 | 56.00 |
| 4 | 178,105,178.85 | 160,294,660.97 | 90.00 |
| | 597,392,302.20 | 314,829,813.97 | 52.70 |

| | | | % |
|-----|---------------|---------------|--------|
| 1 | 29,143,367.61 | 2,040,035.73 | 7.00 |
| 1-2 | 31,615,438.17 | 4,110,006.96 | 13.00 |
| 2-3 | 10,443,191.38 | 3,028,525.50 | 29.00 |
| 3-4 | 5,148,867.22 | 2,728,899.63 | 53.00 |
| 4 | 2,528,787.61 | 2,528,787.61 | 100.00 |
| | 78,879,651.99 | 14,436,255.43 | 18.30 |

| | | | % |
|-----|----------------|---------------|--------|
| 1 | 46,785,670.09 | 4,584,125.07 | 9.80 |
| 1-2 | 15,230,232.66 | 8,245,772.59 | 54.14 |
| 2-3 | 693,452.33 | 630,894.02 | 90.98 |
| 3-4 | 10,582,295.95 | 10,582,295.95 | 100.00 |
| 4 | 40,623,456.58 | 40,623,456.58 | 100.00 |
| | 113,915,107.61 | 64,666,544.21 | 56.77 |

(3).

| | 394,565,214.21 | 15,893,757.29 | | 260,000.00 | 410,198,971.50 |
|--|----------------|---------------|--|------------|----------------|
| | 394,565,214.21 | 15,893,757.29 | | 260,000.00 | 410,198,971.50 |

().

().

| | | | | | |
|--|--|--|--|--|--|
| | | | | | |
|--|--|--|--|--|--|

| | | | | | |
|--|----------------|--------------|----------------|-------|---------------|
| | | | | % | |
| | 33,123,842.41 | | 33,123,842.41 | 3.97 | 21,059,496.21 |
| | 31,450,000.18 | | 31,450,000.18 | 3.77 | 23,928,215.43 |
| | 29,311,558.44 | 268,754.60 | 29,580,313.04 | 3.55 | 14,789,988.50 |
| | 27,703,787.38 | | 27,703,787.38 | 3.32 | 22,281,385.01 |
| | 24,082,500.88 | 1,669,420.00 | 25,751,920.88 | 3.09 | 2,645,075.69 |
| | 145,671,689.29 | 1,938,174.60 | 147,609,863.89 | 17.71 | 84,704,160.84 |

(1).

| | | | | | | |
|--|---------------|--------------|---------------|---------------|--------------|---------------|
| | | | | | | |
| | 27,106,559.00 | 3,338,701.41 | 23,767,857.59 | 42,445,588.52 | 5,100,969.73 | 37,344,618.79 |
| | 27,106,559.00 | 3,338,701.41 | 23,767,857.59 | 42,445,588.52 | 5,100,969.73 | 37,344,618.79 |

(2).

(3).

| | | (%) | | (%) | | (%) | | (%) | | (%) |
|--|---------------|--------|--------------|-------|---------------|---------------|--------|--------------|-------|---------------|
| | | | | | | | | | | |
| | 27,106,559.00 | 100.00 | 3,338,701.41 | 12.32 | 23,767,857.59 | 42,445,588.52 | 100.00 | 5,100,969.73 | 12.02 | 37,344,618.79 |
| | 23,750,704.70 | 87.62 | 3,087,591.61 | 13.00 | 20,663,113.09 | 35,237,109.11 | 83.02 | 4,580,824.17 | 13.00 | 30,656,284.94 |
| | 3,085,854.30 | 11.38 | 216,009.80 | 7.00 | 2,869,844.50 | 6,949,279.41 | 16.37 | 486,449.56 | 7.00 | 6,462,829.85 |
| | 270,000.00 | 1.00 | 35,100.00 | 13.00 | 234,900.00 | 259,200.00 | 0.61 | 33,696.00 | 13.00 | 225,504.00 |
| | 27,106,559.00 | / | 3,338,701.41 | / | 23,767,857.59 | 42,445,588.52 | / | 5,100,969.73 | / | 37,344,618.79 |

| | | | % |
|---|---------------|--------------|-------|
| 1 | 23,750,704.70 | 3,087,591.61 | 13.00 |
| | 23,750,704.70 | 3,087,591.61 | 13.00 |

| | | | % |
|---|--------------|------------|------|
| 1 | 3,085,854.30 | 216,009.80 | 7.00 |
| | 3,085,854.30 | 216,009.80 | 7.00 |

| | | | % |
|---|------------|-----------|-------|
| 1 | 270,000.00 | 35,100.00 | 13.00 |
| | 270,000.00 | 35,100.00 | 13.00 |

().

| | | | | / | | | |
|--|--------------|--|--------------|---|--|--------------|---|
| | 5,100,969.73 | | 1,762,268.32 | | | 3,338,701.41 | |
| | 5,100,969.73 | | 1,762,268.32 | | | 3,338,701.41 | / |



().

().

().

().

(1).

| | | (%) | | (%) |
|-----|--------------|-------|--------------|-------|
| 1 | 7,275,921.57 | 86.24 | 6,577,015.69 | 82.29 |
| 1 2 | 382,168.84 | 4.53 | 737,926.62 | 9.24 |

| | | | | | |
|---|---|--------------|--------|--------------|--------|
| 2 | 3 | 276,713.46 | 3.28 | 90,673.34 | 1.13 |
| 3 | | 502,357.49 | 5.95 | 586,530.01 | 7.34 |
| | | 8,437,161.36 | 100.00 | 7,992,145.66 | 100.00 |

1

(2).

| | | |
|--|--------------|-------|
| | | (%) |
| | 481,770.51 | 5.71 |
| | 477,198.24 | 5.66 |
| | 285,714.23 | 3.39 |
| | 189,213.00 | 2.24 |
| | 184,000.00 | 2.18 |
| | 1,617,895.98 | 19.18 |

| | | |
|--|---------------|---------------|
| | | |
| | | |
| | | |
| | 18,769,589.04 | 18,253,301.43 |
| | 18,769,589.04 | 18,253,301.43 |

(1).

(2).

(3).

().

().

().

(1).

(2). **1**

(3).

().

().

().

(1).

| | | | | | |
|---|---|--|-------------|----|----|
| 1 | | | ,237,514.93 | 3 | 55 |
| 1 | 1 | | ,237,514.93 | 3 | 55 |
| 1 | 2 | | ,427,344.90 | 14 | 44 |
| 2 | 3 | | ,015,543.85 | 4 | 41 |
| 3 | | | ,987,422.36 | 1 | 44 |
| | | | ,667,826.04 | 24 | 84 |

(2).

3 2 1

| | | | | |
|-----------|--------------|-----|-----|--------------|
| | | | | |
| | 12 | () | () | |
| 2025 1 1 | 6,550,920.41 | | | 6,550,920.41 |
| 2025 1 1 | | | | |
| -- | | | | |
| -- | | | | |
| -- | | | | |
| -- | | | | |
| | 347,316.59 | | | 347,316.59 |
| | | | | |
| | | | | |
| | | | | |
| 2025 6 30 | 6,898,237.00 | | | 6,898,237.00 |

().

| | | | | | | |
|--|--------------|------------|--|--|--|--------------|
| | | | | | | |
| | | | | | | |
| | 6,550,920.41 | 347,316.59 | | | | 6,898,237.00 |
| | 6,550,920.41 | 347,316.59 | | | | 6,898,237.00 |

().

().

| | | | | | |
|--|--------------|-------|---|----------|--------------|
| | | (%) | | | |
| | 4,462,689.00 | 17.39 | | 1-2 | 669,403.35 |
| | 1,535,809.50 | 5.98 | | 1-2 | 230,371.43 |
| | 1,300,000.00 | 5.06 | | 1-2 | 195,000.00 |
| | 1,049,458.00 | 4.09 | | 1 1-2 | 130,238.20 |
| | 1,000,000.00 | 3.90 | | 1 | 50,000.00 |
| | 9,347,956.50 | 36.42 | / | / | 1,275,012.98 |

().

10

(1).

| | | | | | | |
|--|---------------|--------------|---------------|----------------|--------------|----------------|
| | | / | | | / | |
| | 32,164,430.40 | 465,384.22 | 31,699,046.18 | 38,363,008.58 | 465,384.22 | 37,897,624.36 |
| | 2,847,793.54 | | 2,847,793.54 | 3,330,854.73 | | 3,330,854.73 |
| | 30,695,420.24 | | 30,695,420.24 | 29,843,999.83 | | 29,843,999.83 |
| | 5,358,029.96 | | 5,358,029.96 | 12,607,731.99 | | 12,607,731.99 |
| | 782,088.84 | | 782,088.84 | 856,454.94 | | 856,454.94 |
| | 10,650,835.24 | 3,648,854.12 | 7,001,981.12 | 7,296,775.33 | 4,000,730.53 | 3,296,044.80 |
| | | | | 24,485,201.17 | | 24,485,201.17 |
| | 82,498,598.22 | 4,114,238.34 | 78,384,359.88 | 116,784,026.57 | 4,466,114.75 | 112,317,911.82 |

(2).

(3).

| | | | | | |
|--|--------------|--|--|------------|--------------|
| | | | | | |
| | 465,384.22 | | | | 465,384.22 |
| | 4,000,730.53 | | | 351,876.41 | 3,648,854.12 |
| | 4,466,114.75 | | | 351,876.41 | 4,114,238.34 |

().

().

11

12

| | | |
|--|--|-----------|
| | | |
| | | |
| | | |
| | | 26,131.21 |
| | | 1,306.56 |
| | | 24,824.65 |

13

| | | |
|--|--------------|---------------|
| | | |
| | 7,901,294.24 | 10,516,794.20 |
| | 43,625.02 | |
| | 7,944,919.26 | 10,516,794.20 |

1

(1).

(2).

(3).

() .

1

(1).

(2).

(3).

().

1

(1).

| | | | | | | | |
|--|--|--|--|-----------|--|-----------|---|
| | | | | | | | |
| | | | | 26,131.21 | | 26,131.21 | |
| | | | | | | | |
| | | | | 26,131.21 | | 26,131.21 | |
| | | | | | | | / |

(2).

(3).

| | | | | | | |
|--|----------|--|----------|--|--|--|
| | | | | | | |
| | | | | | | |
| | 1,306.56 | | 1,306.56 | | | |
| | 1,306.56 | | 1,306.56 | | | |

().

1

(1).

| | | | | | | | | | | | | |
|-------------------------------------|---------------|--|---------------|--|------------|--|--|--|--|--|---------------|--------------|
| | | | | | | | | | | | | |
| | | | | | | | | | | | | |
| | | | | | | | | | | | | |
| | | | | | | | | | | | | |
| HERO YOUON PRIVATE LIMITED | 2,437,381.00 | | | | | | | | | | 2,437,381.00 | 2,437,381.00 |
| | 39,599,859.86 | | 20,000,000.00 | | -10,365.30 | | | | | | 59,589,494.56 | |

| | | | | | | | | | | | | |
|----------------------------|----------------|--|---------------|--|---------------|--|--|--|--|--|----------------|--------------|
| | | | | | | | | | | | | |
| | 47,920,562.92 | | | | -453,722.27 | | | | | | 47,466,840.65 | |
| | 217,903.25 | | | | -127,727.08 | | | | | | 90,176.17 | |
| | 2,133,147.65 | | | | 56,322.35 | | | | | | 2,189,470.00 | |
| | 2,000,297.55 | | | | | | | | | | 2,000,297.55 | 2,000,297.55 |
| L MaRe Tech gie L d. | 25,278,880.07 | | | | -1,056,307.17 | | | | | | 24,222,572.90 | |
| | 119,588,032.30 | | 20,000,000.00 | | -1,591,799.47 | | | | | | 137,996,232.83 | 4,437,678.55 |
| | 119,588,032.30 | | 20,000,000.00 | | -1,591,799.47 | | | | | | 137,996,232.83 | 4,437,678.55 |

(2).

1

(1).

| | | | | | | | | | | | |
|--|---------------|--|--|--|------------|--|--|--|--|---------------|--|
| | | | | | | | | | | | |
| | 37,195,330.44 | | | | 136,422.51 | | | | | 37,058,907.93 | |
| | 3,886,657.29 | | | | 805.01 | | | | | 3,885,852.28 | |
| | 3,515,680.93 | | | | 410,063.48 | | | | | 3,105,617.45 | |
| | 880,692.35 | | | | 8,009.52 | | | | | 872,682.83 | |

| | | | | | | | | | | |
|--|---------------|--|--|--|------------|--|---------------|--|--|---|
| | | | | | | | | | | |
| | 2,002,080.67 | | | | 22,295.27 | | 1,979,785.40 | | | |
| | 1,832,880.52 | | | | 6,569.69 | | 1,826,310.83 | | | |
| | 49,313,322.20 | | | | 584,165.48 | | 48,729,156.72 | | | / |

(2).

1

20

21

| | | |
|--|----------------|----------------|
| | | |
| | 371,935,666.82 | 379,501,277.07 |
| | | |
| | 371,935,666.82 | 379,501,277.07 |

(1).

| | | | | | | | | |
|----|----------------|---------------|---------------|---------------|----------------|---------------|------------|----------------|
| | | | | | | | | |
| 1. | 189,295,657.14 | 38,695,616.05 | 20,235,903.63 | 19,559,688.68 | 524,477,452.22 | 18,930,403.22 | 263,281.86 | 811,458,002.80 |
| 2. | 229,503.94 | 1,140,221.23 | 275,798.97 | 2,236,065.72 | 51,242,960.57 | | | 55,124,550.43 |
| 1 | | 1,140,221.23 | 275,798.97 | 201,007.26 | | | | 1,617,027.46 |
| 2 | 229,503.94 | | | 2,035,058.46 | 51,242,960.57 | | | 53,507,522.97 |
| 3. | | 15,128.21 | 3,196,170.98 | 16,638.08 | 59,613,060.51 | 1,377,029.58 | 7,134.69 | 64,225,162.05 |
| 1 | | 15,128.21 | 3,196,170.98 | 16,638.08 | 59,613,060.51 | 1,377,029.58 | 7,134.69 | 64,225,162.05 |
| 4. | 189,525,161.08 | 39,820,709.07 | 17,315,531.62 | 21,779,116.32 | 516,107,352.28 | 17,553,373.64 | 256,147.17 | 802,357,391.18 |
| 1. | 32,879,937.57 | 15,873,896.41 | 16,904,901.26 | 12,752,169.31 | 322,793,383.55 | 17,536,483.46 | 256,954.33 | 418,997,725.89 |
| 2. | 4,773,024.99 | 2,205,034.66 | 1,565,269.58 | 1,050,005.24 | 47,286,700.68 | 1,033,811.19 | 1,527.28 | 57,915,373.62 |
| 1 | 4,773,024.99 | 2,205,034.66 | 1,565,269.58 | 1,050,005.24 | 47,286,700.68 | 1,033,811.19 | 1,527.28 | 57,915,373.62 |
| 3. | | 14,371.80 | 2,917,648.51 | 14,345.00 | 55,164,320.54 | 1,337,354.70 | 2,334.44 | 59,450,374.99 |
| 1 | | 14,371.80 | 2,917,648.51 | 14,345.00 | 55,164,320.54 | 1,337,354.70 | 2,334.44 | 59,450,374.99 |
| 4. | 37,652,962.56 | 18,064,559.27 | 15,552,522.33 | 13,787,829.55 | 314,915,763.69 | 17,232,939.95 | 256,147.17 | 417,462,724.52 |
| 1. | | | | | 12,958,999.84 | | | 12,958,999.84 |
| 2. | | | | | | | | |
| 3. | | | | | | | | |
| 4. | | | | | 12,958,999.84 | | | 12,958,999.84 |
| 1. | 151,872,198.52 | 21,756,149.80 | 1,763,009.29 | 7,991,286.77 | 188,232,588.75 | 320,433.69 | 0.00 | 371,935,666.82 |
| 2. | 156,415,719.57 | 22,821,719.64 | 3,331,002.37 | 6,807,519.37 | 188,725,068.83 | 1,393,919.76 | 6,327.53 | 379,501,277.07 |

(2).

(3).

().

().

22

| | | |
|--|--------------|--------------|
| | | |
| | 3,533,196.53 | 4,993,720.95 |
| | | |
| | 3,533,196.53 | 4,993,720.95 |

(1).

| | | | | | |
|--|--------------|--|--------------|--------------|--------------|
| | | | | | |
| | 302,703.04 | | 302,703.04 | 80,357.57 | 80,357.57 |
| | 2,564,825.66 | | 2,564,825.66 | 3,446,574.39 | 3,446,574.39 |
| | 345,667.83 | | 345,667.83 | | |
| | | | | 1,146,788.99 | 1,146,788.99 |
| | 320,000.00 | | 320,000.00 | 320,000.00 | 320,000.00 |
| | 3,533,196.53 | | 3,533,196.53 | 4,993,720.95 | 4,993,720.95 |

(2).

(3).

().

23

(1).

(2).

(3).

2

(1).

(2).

2

(1).

| | | |
|----|--------------|--------------|
| | | |
| | | |
| 1. | 1,758,566.08 | 1,758,566.08 |
| 2. | | |
| 3. | 1,093,691.25 | 1,093,691.25 |
| | 1,093,691.25 | 1,093,691.25 |
| 4. | 664,874.83 | 664,874.83 |
| | | |
| 1. | 1,092,709.12 | 1,092,709.12 |
| 2. | 280,151.90 | 280,151.90 |

| | | |
|-----|--------------|--------------|
| (1) | 280,151.90 | 280,151.90 |
| 3. | 1,093,691.25 | 1,093,691.25 |
| (1) | | |
| (2) | 1,093,691.25 | 1,093,691.25 |
| 4. | | |
| 1. | | |
| 2. | | |
| 3. | | |
| 4. | | |
| 1. | 385,705.06 | 385,705.06 |
| 2. | 665,856.96 | 665,856.96 |

(2).

2025 1-6 280,151.90
280,151.90

2

(1).

| | | | | | |
|----|---------------|--------------|--------------|----------|---------------|
| | | | | | |
| 1. | 59,978,864.86 | 3,225,145.03 | 8,783,600.00 | 2,100.00 | 71,989,709.89 |
| 2. | | | | | |
| 3. | | | | | |
| 4. | 59,978,864.86 | 3,225,145.03 | 8,783,600.00 | 2,100.00 | 71,989,709.89 |
| 1. | 7,435,325.12 | 2,477,646.18 | 1,985,088.67 | 286.35 | 11,898,346.32 |
| 2. | 628,578.96 | 66,883.26 | 459,261.90 | 114.54 | 1,154,838.66 |
| 1 | 628,578.96 | 66,883.26 | 459,261.90 | 114.54 | 1,154,838.66 |
| 3. | | | | | |
| 4. | 8,063,904.08 | 2,544,529.44 | 2,444,350.57 | 400.89 | 13,053,184.98 |
| 1. | | | | | |
| 2. | | | | | |
| 3. | | | | | |
| 4. | | | | | |
| 1. | 51,914,960.78 | 680,615.59 | 6,339,249.43 | 1,699.11 | 58,936,524.91 |
| 2. | 52,543,539.74 | 747,498.85 | 6,798,511.33 | 1,813.65 | 60,091,363.57 |

0%

(2).

(3).

().

2

(1).

| | | | | | | |
|--|----------------|--|--|--|--|----------------|
| | | | | | | |
| | 126,754,266.48 | | | | | 126,754,266.48 |
| | 126,754,266.48 | | | | | 126,754,266.48 |

(2).

5

(3).

| | | | |
|--|--|--|--|
| | | | |
| | | | |

().

().

2

| | | | | |
|--|---------------|--------------|--------------|---------------|
| | | | | |
| | 17,688,429.83 | | 6,903,632.79 | 10,784,797.04 |
| | 1,200,764.58 | 1,253,396.70 | 137,508.42 | 2,316,652.86 |
| | 5,192,846.19 | 14,750.00 | 164,023.28 | 5,043,572.91 |
| | 1,126,802.89 | | 114,011.58 | 1,012,791.31 |
| | 25,208,843.49 | 1,268,146.70 | 7,319,176.07 | 19,157,814.12 |

2

/

(1).

| | | | | |
|--|----------------|---------------|----------------|---------------|
| | | | | |
| | 24,849,618.15 | 4,063,406.87 | 26,963,762.87 | 4,369,863.68 |
| | 417,272,201.87 | 64,824,896.46 | 401,119,965.18 | 62,114,116.64 |
| | 6,436,372.48 | 1,003,703.18 | 7,945,521.53 | 1,230,174.01 |
| | 6,283,856.47 | 942,578.46 | 7,001,272.03 | 1,050,190.80 |

/

| | | | | |
|--|----------------|---------------|----------------|---------------|
| | 7,460,421.27 | 1,119,063.19 | 7,460,421.20 | 1,119,063.18 |
| | 285,992.03 | 45,643.52 | 337,068.38 | 56,050.46 |
| | 462,588,462.27 | 71,999,291.68 | 450,828,011.20 | 69,939,458.77 |

(2).

| | | | | |
|--|------------------|----------------|------------------|----------------|
| | | | | |
| | | | | |
| | 512,672,827.40 | 79,183,634.22 | 512,672,827.40 | 79,183,634.22 |
| | 1,547,994.18 | 386,998.55 | 1,903,908.68 | 475,977.17 |
| | 1,682,887,414.28 | 252,433,112.14 | 1,686,452,414.28 | 252,967,862.14 |
| | 385,705.06 | 64,173.28 | 665,856.96 | 123,807.75 |
| | 14,609,159.27 | 2,191,373.88 | 15,531,529.40 | 2,329,729.41 |
| | 2,212,103,100.19 | 334,259,292.07 | 2,217,226,536.72 | 335,081,010.69 |

(3).

| | | | | |
|--|---------------|----------------|---------------|----------------|
| | | | | |
| | | | | |
| | 62,123,187.59 | 9,876,104.09 | 60,756,745.56 | 9,182,713.21 |
| | 62,123,187.59 | 272,136,104.48 | 60,756,745.56 | 274,324,265.13 |

() .

| | | | |
|--|--|----------------|----------------|
| | | | |
| | | 6.63 | 2,096.00 |
| | | 277,611,628.99 | 227,770,068.99 |
| | | 277,611,635.62 | 227,772,164.99 |

() .

| | | | |
|------|---------------|---------------|--|
| | | | |
| 2025 | 9,303,493.83 | 11,441,494.81 | |
| 2026 | 27,268,015.54 | 27,268,015.54 | |
| 2027 | 8,571,300.92 | 8,571,300.92 | |
| 2028 | 22,261,406.24 | 22,261,406.24 | |

| | | | |
|------|----------------|----------------|---|
| 2030 | 14,986,174.11 | | |
| 2031 | 3,747,497.45 | 3,747,497.45 | |
| 2032 | 21,889,811.57 | 21,889,811.57 | |
| 2033 | 34,311,818.85 | 34,311,818.85 | |
| 2034 | 98,278,723.61 | 98,278,723.61 | |
| 2035 | 36,993,386.87 | | |
| | 277,611,628.99 | 227,770,068.99 | / |

30

| | | | | | |
|--|---------------|--|---------------|----------------|----------------|
| | | | | | |
| | 41,381,200.00 | | 41,381,200.00 | 102,299,083.33 | 102,299,083.33 |
| | 23,957,095.06 | | 23,957,095.06 | | |
| | 65,338,295.06 | | 65,338,295.06 | 102,299,083.33 | 102,299,083.33 |

31

| | | | | | | | |
|--|---------------|---------------|---|-----|---------------|---------------|-----|
| | | | | | | | |
| | 1,200,000.00 | 1,200,000.00 | | | | | |
| | 11,563,000.00 | 11,563,000.00 | | | 11,341,883.70 | 11,341,883.70 | |
| | 2,000.00 | 2,000.00 | | ETC | 2,000.00 | 2,000.00 | ETC |
| | | | | | 3,020,700.00 | 3,020,700.00 | |
| | | | | | 819.36 | 819.36 | |
| | | | | | 1,200,000.00 | 1,200,000.00 | |
| | 12,765,000.00 | 12,765,000.00 | / | / | 15,565,403.06 | 15,565,403.06 | / / |

32

(1).

(2).

33

3

3

| | | |
|--|--------------|---------------|
| | | |
| | | |
| | 8,463,790.00 | 18,759,100.00 |
| | 8,463,790.00 | 18,759,100.00 |

0

3

(1).

| | | |
|--|---------------|---------------|
| | | |
| | 56,930,832.67 | 62,125,788.49 |
| | 20,116,754.8 | 19,700,826.00 |
| | 77,047,587.47 | 81,826,614.49 |

(2).

1

3

(1).

(2). 1

(3).

3

(1).

| | | |
|--|---------------|---------------|
| | | |
| | 10,504,440.52 | 7,854,840.50 |
| | 343,019.07 | 462,440.85 |
| | 19,273,705.55 | 21,814,816.32 |
| | 30,121,165.14 | 30,132,097.67 |

(2). 1

(3).

3

(1).

| | | | | |
|---|---------------|---------------|---------------|---------------|
| | | | | |
| | 27,746,432.38 | 61,863,816.74 | 68,334,362.02 | 21,275,887.10 |
| - | 46,885.86 | 7,281,774.87 | 7,267,843.70 | 60,817.03 |
| | | 15,112,665.66 | 15,044,405.66 | 68,260.00 |
| | | | | |
| | 27,793,318.24 | 84,258,257.27 | 90,646,611.38 | 21,404,964.13 |

(2).

| | | | | |
|--|---------------|---------------|---------------|---------------|
| | | | | |
| | 27,575,190.76 | 54,724,477.01 | 61,175,381.16 | 21,124,286.61 |

| | | | | |
|--|---------------|---------------|---------------|---------------|
| | | 348,480.17 | 348,480.17 | |
| | 26,378.68 | 3,338,568.39 | 3,334,172.87 | 30,774.20 |
| | 2,031.46 | 231,739.21 | 231,616.13 | 2,154.54 |
| | 411.11 | 261,234.65 | 261,162.70 | 483.06 |
| | 1,610.00 | 2,736,333.21 | 2,731,894.21 | 6,049.00 |
| | 140,810.37 | 222,984.10 | 251,654.78 | 112,139.69 |
| | | | | |
| | | | | |
| | 27,746,432.38 | 61,863,816.74 | 68,334,362.02 | 21,275,887.10 |

(3).

| | | | | |
|---|-----------|--------------|--------------|-----------|
| | | | | |
| 1 | 45,384.12 | 7,050,969.16 | 7,037,379.20 | 58,974.08 |
| 2 | 1,501.74 | 230,805.71 | 230,464.50 | 1,842.95 |
| 3 | | | | |
| | 46,885.86 | 7,281,774.87 | 7,267,843.70 | 60,817.03 |

0

| | | |
|--|--------------|--------------|
| | | |
| | 3,150,229.76 | 1,343,229.59 |
| | 2,098,459.96 | 3,146,631.06 |
| | 3,008,410.66 | 2,579,350.54 |
| | 53,910.41 | 144,553.02 |
| | 23,104.46 | 62,074.14 |
| | 15,402.97 | 41,382.76 |
| | 606,802.62 | 788,476.08 |
| | 8,956,320.84 | 8,105,697.19 |

1

(1).

| | | |
|--|----------------|----------------|
| | | |
| | | |
| | | |
| | 189,351,149.68 | 200,077,407.42 |

| | | |
|--|----------------|----------------|
| | 189,351,149.68 | 200,077,407.42 |
|--|----------------|----------------|

(2).

(3).

().

| | | |
|--|----------------|----------------|
| | | |
| | 33,492,235.34 | 39,674,202.26 |
| | 15,645,853.03 | 17,228,640.79 |
| | 5,411,383.47 | 2,564,734.22 |
| | 122,257,715.35 | 127,431,492.79 |
| | 12,543,962.49 | 13,178,337.36 |
| | 189,351,149.68 | 200,077,407.42 |

1

| | | |
|--|---------------|---|
| | | |
| | 32,400,230.26 | |
| | 32,400,230.26 | / |

2

3 1

| | | |
|---|---------------|---------------|
| 1 | 16,720,000.00 | 16,720,000.00 |
| 1 | | |

| | | |
|--|--------------|--------------|
| | | |
| | 1,681,602.62 | 2,239,654.14 |
| | 471,467.40 | 4,443,091.00 |
| | 2,153,070.02 | 6,682,745.14 |

0

| | | | |
|--|--------------|--------------|---|
| | | | |
| | 6,283,856.47 | 7,001,272.03 | |
| | 6,283,856.47 | 7,001,272.03 | / |

1

2

| | | |
|--|---------------|---------------|
| | | |
| | 33,440,000.00 | 50,160,000.00 |
| | 16,720,000.00 | 16,720,000.00 |
| | 16,720,000.00 | 33,440,000.00 |

3

| | | | | | | | |
|--|-----------|---|--|--|--------|--------|-----------|
| | | + | | | | | |
| | | | | | | | |
| | 23,939.74 | | | | 177.48 | 177.48 | 24,117.22 |

/

| | | | | | | | | |
|--|--------------|-------------|--|--|--|-------------|--|--------------|
| | | | | | | | | |
| | 935,618.31 | -584,165.48 | | | | -584,165.48 | | 351,452.83 |
| | | | | | | | | |
| | | | | | | | | |
| | 935,618.31 | -584,165.48 | | | | -584,165.48 | | 351,452.83 |
| | | | | | | | | |
| | 8,291,387.61 | -99,506.56 | | | | -99,506.56 | | 8,191,881.05 |
| | | | | | | | | |
| | | | | | | | | |
| | | | | | | | | |
| | | | | | | | | |
| | 8,291,387.61 | -99,506.56 | | | | -99,506.56 | | 8,191,881.05 |
| | 9,227,005.92 | -683,672.04 | | | | -683,672.04 | | 8,543,333.88 |

| | | | |
|--|----------------|--|----------------|
| | | | |
| | 118,679,816.89 | | 118,679,816.89 |
| | 118,679,816.89 | | 118,679,816.89 |

0

| | | |
|---|------------------|------------------|
| | | |
| | 1,788,659,468.75 | 1,925,806,406.67 |
| + | | |
| | 1,788,659,468.75 | 1,925,806,406.67 |
| | -65,475,566.36 | -68,304,071.02 |
| | | |
| | | |
| | 59,765,640.50 | 68,842,866.90 |
| | | |
| | 1,663,418,261.89 | 1,788,659,468.75 |

1 0

2 0

3 0

4 0

5 0

1
(1).

| | | | | |
|--|----------------|----------------|----------------|----------------|
| | | | | |
| | 193,163,614.44 | 192,721,123.68 | 245,415,911.83 | 212,412,826.01 |
| | | | | |
| | 193,163,614.44 | 192,721,123.68 | 245,415,911.83 | 212,412,826.01 |

(2).

| | | |
|--|----------------|----------------|
| | | |
| | | |
| | 20,463,849.28 | 21,770,056.22 |
| | 67,963,398.00 | 79,107,441.32 |
| | 40,676,858.88 | 56,593,512.29 |
| | 26,579,500.28 | 16,336,895.32 |
| | 37,480,008.01 | 18,913,218.53 |
| | | |
| | 185,345,505.57 | 188,580,779.19 |
| | 7,818,108.87 | 4,140,344.49 |
| | 193,163,614.44 | 192,721,123.68 |

(3).

| | | | | | | |
|--|---|---|---|---|--|---|
| | | | | | | |
| | | | | | | |
| | | | | | | |
| | / | / | / | / | | / |

().

146,796,925.83

39,049,571.25 2025

37,098,698.1 2026

13,699,199.48 2027

().

| | | |
|--|--------------|--------------|
| | | |
| | 456,762.30 | 964,761.25 |
| | 198,943.79 | 423,309.23 |
| | 132,177.84 | 282,206.14 |
| | 966,989.50 | 934,177.42 |
| | 207,761.21 | 207,049.58 |
| | 103,552.31 | 133,564.74 |
| | 6,702.99 | 17,388.79 |
| | 2,072,889.94 | 2,962,457.15 |

3

| | | |
|--|--------------|--------------|
| | | |
| | 2,841,050.32 | 2,843,606.76 |
| | | 1,825,549.33 |
| | 104,969.17 | 751,316.95 |
| | 554,639.19 | 468,882.02 |
| | 83,072.34 | 259,876.44 |
| | 222,732.97 | 113,173.25 |
| | 14,314.44 | 14,446.89 |
| | 3,820,778.43 | 6,276,851.64 |

| | | |
|--|---------------|---------------|
| | | |
| | 9,076,785.98 | 8,590,177.98 |
| | 2,546,817.19 | 1,311,157.15 |
| | 524,504.54 | 906,788.81 |
| | 554,937.74 | 867,938.76 |
| | 794,210.38 | 852,984.30 |
| | 3,556,557.92 | 4,211,548.09 |
| | 40,827.18 | 474,900.33 |
| | 183,798.62 | 90,225.56 |
| | 17,278,439.55 | 17,305,720.98 |

| | | |
|--|---------------|---------------|
| | | |
| | 10,028,928.72 | 12,585,027.08 |
| | 1,765,354.36 | 1,818,228.22 |
| | 1,187,415.54 | 1,073,581.59 |
| | 101,856.09 | 152,606.99 |
| | 151,007.00 | 621,900.88 |
| | 98,147.07 | 147,048.01 |
| | 51,206.45 | 145,710.63 |
| | | 186,143.20 |
| | 13,383,915.23 | 16,730,246.60 |

| | | |
|--|---------------|---------------|
| | | |
| | 18,878,078.79 | 18,790,026.71 |
| | -1,541,236.85 | -3,591,725.74 |
| | 17,336,841.94 | 15,198,300.97 |
| | 50,315.98 | |
| | | -87,633.47 |
| | 50,315.98 | -87,633.47 |
| | 237,093.26 | 262,400.66 |
| | 17,624,251.18 | 15,373,068.16 |

| | | |
|--|--------------|--------------|
| | | |
| | 833,973.19 | 1,380,820.09 |
| | 107,397.86 | 7,529.66 |
| | 13,554.99 | 152,320.70 |
| | 136,380.26 | 277,756.36 |
| | 1,091,306.30 | 1,818,426.81 |

| | | |
|--|---------------|-----------|
| | | |
| | -1,591,799.47 | 55,539.19 |
| | | |

| | | |
|--|--------------|---------------|
| | | |
| | | |
| | | |
| | | |
| | | |
| | | |
| | | |
| | | |
| | | |
| | | |
| | | |
| | 5,266,225.26 | 10,544,348.02 |
| | 3,674,425.79 | 10,599,887.21 |

0

| | | |
|--|---------------|---------------|
| | | |
| | -3,565,000.00 | 13,179,000.00 |
| | | |
| | | |
| | | |
| | -3,565,000.00 | 13,179,000.00 |

1

| | | |
|--|----------------|---------------|
| | | |
| | -170,380.00 | |
| | -15,893,757.29 | -1,442,019.63 |
| | -347,316.59 | -87,892.71 |
| | | |
| | | |
| | 1,306.56 | 28,156.19 |
| | | |
| | -16,410,147.32 | -1,501,756.15 |

2

| | | |
|--|--------------|------------|
| | | |
| | 1,762,268.32 | -35,735.48 |
| | 351,876.41 | 26,994.44 |
| | | |
| | | |
| | | |
| | | |
| | | |
| | | |
| | | |
| | | |
| | 2,114,144.73 | -8,741.04 |

3

| | | |
|--|--------------|------------|
| | | |
| | 2,654,807.51 | 882,970.66 |
| | 2,654,807.51 | 882,970.66 |

| | | | |
|--|-----------|------------|-----------|
| | | | |
| | 2,211.80 | 24,199.12 | 2,211.80 |
| | | 40,392.40 | |
| | 19,596.38 | 171,472.04 | 19,596.38 |
| | 21,808.18 | 236,063.56 | 21,808.18 |

| | | | |
|--|--|--|--|
| | | | |
| | | | |
| | | | |

| | | | |
|--|------------|--------------|------------|
| | | | |
| | | | |
| | 2,000.00 | 42,500.00 | 2,000.00 |
| | 19,262.78 | 21,808.74 | 19,262.78 |
| | 94,584.48 | 161,602.94 | 94,584.48 |
| | 247,385.63 | 855,111.21 | 247,385.63 |
| | | 0.01 | |
| | 29,606.40 | | 29,606.40 |
| | 392,839.29 | 1,081,022.90 | 392,839.29 |

(1).

| | | |
|--|---------------|--------------|
| | | |
| | 2,388,387.55 | 4,234,765.21 |
| | -2,881,551.53 | 1,216,721.83 |
| | -493,163.98 | 5,451,487.04 |

(2).

| | |
|---|----------------|
| | |
| | -64,549,277.67 |
| / | -9,682,391.65 |
| | -272,114.00 |
| | |
| | 344,515.57 |
| | 4,087,964.22 |
| | -307,478.67 |
| | 7,341,151.63 |
| | -2,004,811.07 |
| | -493,163.98 |

(1).

| | | |
|--|---------------|---------------|
| | | |
| | 34,852,454.21 | 79,682,188.14 |
| | 2,800,403.06 | 160,118.00 |
| | 4,812,522.31 | 2,281,402.61 |
| | 42,465,379.58 | 82,123,708.75 |

| | | |
|--|---------------|---------------|
| | | |
| | 46,636,426.61 | 63,655,675.98 |
| | 3,866,663.13 | 6,189,663.17 |
| | 16,575,029.91 | 17,565,140.60 |
| | 67,078,119.65 | 87,410,479.75 |

(2).

(3).

| | | |
|--|--|--|
| | | |
|--|--|--|

| | | |
|--|-----------|------------|
| | 56,603.77 | 813,812.99 |
| | 56,603.77 | 813,812.99 |

().

().

(1).

| | | |
|--|----------------|----------------|
| | | |
| | | |
| | -64,056,113.69 | -6,971,917.60 |
| | -2,114,144.73 | 8,741.04 |
| | 16,410,147.32 | 1,501,756.15 |
| | 57,915,373.62 | 64,150,269.81 |
| | 280,151.90 | 753,665.26 |
| | 1,154,838.66 | 1,162,407.78 |
| | 7,319,176.07 | 7,700,755.13 |
| | -2,654,807.51 | -882,970.66 |
| | 247,385.63 | 830,912.09 |
| | 3,565,000.00 | -13,179,000.00 |
| | 18,013,278.10 | 18,702,393.24 |
| | -3,674,425.79 | -10,599,887.21 |
| | -693,390.88 | -1,611,733.96 |
| | -2,188,160.65 | 2,828,455.79 |
| | 34,285,428.35 | -14,355,626.02 |
| | 6,712,606.61 | -8,092,663.40 |
| | -36,192,824.88 | 20,087,387.81 |
| | | |
| | 34,329,518.13 | 62,032,945.24 |
| | | |
| | 30,741,605.54 | |
| | | |
| | | |
| | | |
| | 233,462,122.43 | 253,252,097.94 |
| | 508,301,921.93 | 278,606,140.88 |

| | | |
|--|-----------------|----------------|
| | | |
| | | |
| | -274,839,799.51 | -25,354,042.94 |

(2).

(3).

().

| | | |
|--|----------------|----------------|
| | | |
| | 233,462,122.43 | 508,301,921.93 |
| | 14,594.28 | 28,037.04 |
| | 233,447,528.15 | 508,273,884.89 |
| | | |
| | | |
| | | |
| | | |
| | | |
| | 233,462,122.43 | 508,301,921.93 |
| | | |

().

| | | |
|--|---------------|-----|
| | | |
| | 1,200,000.00 | |
| | 11,563,000.00 | |
| | 2,000.00 | ETC |
| | 12,765,000.00 | / |

().

0

1
(1).

| | | | |
|--|--------------|--------|--------------|
| | | | |
| | - | - | |
| | 1,079,675.58 | 7.1586 | 7,728,965.60 |
| | 36.07 | 8.4023 | 303.07 |
| | 238.19 | 9.8300 | 2,341.40 |
| | 7,974.47 | 0.0109 | 727.88 |
| | 548.24 | 8.9721 | 4,918.86 |
| | - | - | |
| | 832,870.73 | 7.1586 | 5,962,188.41 |

(2).

2
(1).

| | 2025 | 1-6 |
|--|------|--------------|
| | | 3,190,308.74 |
| | | |
| | | 5,527.42 |
| | | 1,174,071.15 |

1,174,071.15()

(2).

| | | |
|--|--------------|--------------|
| | | : |
| | 2,107,680.87 | 2,107,680.87 |
| | 2,107,680.87 | 2,107,680.87 |

| | | |
|--|------------|--------------|
| | | |
| | 314,678.40 | 1,941,575.63 |
| | 89,196.17 | 92,920.32 |
| | 5,530.97 | 49,778.55 |
| | | |
| | | |
| | 409,405.54 | 2,084,274.50 |

(3).

3

1

| | | |
|--|---------------|---------------|
| | | |
| | 10,028,928.72 | 12,585,027.08 |
| | 1,765,354.36 | 1,818,228.22 |
| | 1,187,415.54 | 1,073,581.59 |
| | 101,856.09 | 152,606.99 |
| | 151,007.00 | 621,900.88 |
| | 98,147.07 | 147,048.01 |
| | 51,206.45 | 145,710.63 |

| | | |
|--|---------------|---------------|
| | | 186,143.20 |
| | 13,383,915.23 | 16,730,246.60 |
| | 13,383,915.23 | 16,730,246.60 |
| | | |

2

3

1

2

3

2025 3

1
(1).

| | | | | | : | | |
|--|--|-----|--|--|--------|--------|--|
| | | | | | | (%) | |
| | | 301 | | | 100.00 | | |
| | | 200 | | | 100.00 | | |
| | | 600 | | | | 100.00 | |
| | | 500 | | | 100.00 | | |
| Bag e hche EVERSAFE P b ic Se ice C ,LTD | | 1 | | | 100.00 | | |
| | | 500 | | | 100.00 | | |

| | | | | | | | |
|-------------------------------|--|----------------|--|--|--------|--------|--|
| | | 2,000.00 | | | 100.00 | | |
| YOUON(Ca a)I e e C .,L d. | | 5 | | | 100.00 | | |
| | | 50 | | | 100.00 | | |
| | | 12,200.00 | | | 100.00 | | |
| | | 3,000.00 | | | 83.33 | | |
| | | 2,000.00 | | | 100.00 | | |
| Y Tech g UK C .,L d. | | 50 | | | | 100.00 | |
| | | 1,000.00 | | | | 100.00 | |
| | | 200 | | | | 100.00 | |
| | | 1,000.00 | | | | 100.00 | |
| | | 100 | | | | 83.33 | |
| | | 5,000.00 | | | 100.00 | | |
| | | 1,000.00 | | | 100.00 | | |
| | | 1,000.00 | | | 100.00 | | |
| | | 50 | | | | 100.00 | |
| | | 200 | | | | 83.33 | |
| | | 714.51355 6 | | | 53.183 | | |
| | | 100 | | | 100.00 | | |
| | | 1,000.00 | | | 100.00 | | |
| | | 1,000.00 | | | 100.00 | | |
| | | 1,000.00 | | | | 100.00 | |
| | | 300 | | | | 99.00 | |
| | | 1,000.00 | | | 100.00 | | |
| | | 1,000.00 | | | 100.00 | | |
| | | 10,000.00 | | | 100.00 | | |
| | | 1,000.00 | | | 100.00 | | |
| | | 12,000.00 | | | 100.00 | | |

| | | | | | | | |
|-----------------|--|----------------|--|--|-------|-------|--|
| | | 1,239.985 8 | | | 88.00 | | |
| | | 500 | | | | 88.00 | |
| | | 100 | | | | 88.00 | |
| | | 660 | | | 51.00 | | |
| | | 1,000.00 | | | 50.00 | | |
| H d Ride E e AG | | 10 | | | 51.00 | | |
| | | 5,000.00 | | | 99.60 | | |

(2).

(3).

().

().

3

(1).

(2).

(3).

().

| | | |
|----|----------------|---------------|
| | / | / |
| | | |
| | | |
| | | |
| -- | | |
| -- | | |
| -- | | |
| | 133,558,554.28 | 99,471,886.50 |
| | | |
| -- | -1,591,799.47 | 121,221.53 |
| -- | | |
| -- | -1,591,799.47 | 121,221.53 |

().

().

().

().

1

1

2

,

3

12

)

(

/

12

12

12

17.71%

17.49%

36.42%

37.61%

2.

2025 6 30

| | 2025 6 30 | |
|--|----------------|----------------|
| | 1 | 1 |
| | 8,463,790.00 | |
| | 77,047,587.47 | |
| | 189,351,149.68 | |
| | 16,888,510.62 | |
| | 2,153,070.02 | |
| | | 117,481.41 |
| | | 536,153,024.03 |
| | | 16,720,000.00 |
| | 293,904,107.79 | 552,990,505.44 |

| | 2024 12 31 | |
|--|----------------|---|
| | 1 | 1 |
| | 18,759,100.00 | |
| | 81,826,614.49 | |
| | 200,077,407.42 | |
| | 16,886,021.99 | |

/

| | 2024 12 31 | |
|--|----------------|----------------|
| | 1 | 1 |
| | 6,682,745.14 | |
| | | 171,046.39 |
| | | 541,122,150.87 |
| | | 33,440,000.00 |
| | 324,231,889.04 | 574,733,197.26 |

3.

1

2

2

(1).

(2).

(3).

3

(1).

(2).

(3).

1

| | | | | |
|----|--|----------------|------------------|------------------|
| | | | | |
| | | 491,974,743.50 | 2,182,751,000.00 | 2,674,725,743.50 |
| | | 440,258,914.38 | 2,182,751,000.00 | 2,623,009,914.38 |
| 1. | | 440,258,914.38 | 2,182,751,000.00 | 2,623,009,914.38 |
| 1 | | | | |
| 2 | | | 2,182,751,000.00 | 2,182,751,000.00 |
| 3 | | | | |
| 4 | | | | |
| 2. | | | | |
| 1 | | | | |
| 2 | | | | |
| | | 48,729,156.72 | | 48,729,156.72 |
| | | | | |
| | | | | |
| 1. | | | | |
| 2. | | | | |
| 3. | | | | |
| | | | | |
| 1. | | | | |
| 2. | | | | |
| | | 488,988,071.10 | 2,182,751,000.00 | 2,671,739,071.10 |
| | | | | |
| 1. | | | | |
| | | | | |
| | | | | |

| | | | | |
|----|--|--------------|--|--------------|
| 2. | | | | |
| | | 2,986,672.40 | | 2,986,672.40 |
| | | 2,986,672.40 | | 2,986,672.40 |
| | | | | |
| | | | | |
| | | | | |
| | | | | |

2

3

2025 6 30

1

2

3

| | |
|---------|--|
| | |
| He I c. | |
| | |
| | |

1 He I c.

2 49%

6.3.3

3

(1).

/

/

/

| | | | |
|--|--|--------------|--|
| | | | |
| | | 1,606,904.46 | |
| | | 8,142,256.64 | |

(2). / /

/

/

/

/

(3).

().

().

().

/

().

| | | |
|--|-------|-------|
| | | |
| | 86.16 | 60.79 |

().

(1).

| | | | | | |
|--|--|--------------|--------------|------------|-----------|
| | | | | | |
| | | | | | |
| | | 9,200,750.00 | 1,196,097.50 | | |
| | | 348,935.77 | 198,893.39 | 231,779.40 | 30,131.32 |

(2).

| | | | | | |
|--|--|--|--|--------------|--|
| | | | | | |
| | | | | 9,540,858.94 | |
| | | | | 1,834,950.43 | |
| | | | | 6,418,049.36 | |
| | | | | 2,418,075.80 | |

(2).

3

1

2

3

2025 6 24 2025 7 14 15 15
 130% 130% 18.49 /

2025 7 14

2025 8 11 884,456,000
 59,403,720 31.67%
 2,024,000 20,240 0.23%

/

2,052,944.98

280,760,572

2025 8 12

1

(1).

(2).

2

3

(1).

(2).

| | | | | | | |
|--|--|------------|-------------|--|-------------|-------------|
| | | | | | | |
| | | 252,439.98 | -252,439.98 | | -253,120.19 | -253,047.93 |

2025 1-6

(1).

(2).

(3).

().

(2).

| | | (%) | | (%) | | (%) | | (%) | | (%) |
|--|----------------|-------|----------------|--------|----------------|----------------|-------|----------------|--------|----------------|
| | 16,266,357.89 | 2.26 | 16,266,357.89 | 100.00 | | 16,266,357.89 | 2.28 | 16,266,357.89 | 100.00 | |
| | 7,349,050.68 | 1.02 | 7,349,050.68 | 100.00 | | 7,349,050.68 | 1.03 | 7,349,050.68 | 100.00 | |
| | 7,759,476.90 | 1.08 | 7,759,476.90 | 100.00 | | 7,759,476.90 | 1.09 | 7,759,476.90 | 100.00 | |
| | 725,000.00 | 0.10 | 725,000.00 | 100.00 | | 725,000.00 | 0.10 | 725,000.00 | 100.00 | |
| | 432,830.31 | 0.06 | 432,830.31 | 100.00 | | 432,830.31 | 0.06 | 432,830.31 | 100.00 | |
| | 703,350,063.32 | 97.74 | 367,491,140.44 | 52.25 | 335,858,922.88 | 696,437,146.55 | 97.72 | 354,768,364.42 | 50.94 | 341,668,782.13 |
| | 549,346,116.30 | 76.34 | 301,160,896.98 | 54.82 | 248,185,219.32 | 549,247,648.03 | 77.07 | 285,019,782.15 | 51.89 | 264,227,865.88 |
| | 78,546,176.99 | 10.92 | 14,389,780.38 | 18.32 | 64,156,396.61 | 81,920,007.95 | 11.49 | 18,099,907.69 | 22.09 | 63,820,100.26 |
| | 75,457,770.03 | 10.49 | 51,940,463.08 | 68.83 | 23,517,306.95 | 65,269,490.57 | 9.16 | 51,648,674.58 | 79.13 | 13,620,815.99 |
| | 719,616,421.22 | / | 383,757,498.34 | / | 335,858,922.88 | 712,703,504.44 | / | 371,034,722.31 | / | 341,668,782.13 |

| | | | % |
|---------------|---------------|--|--------|
| 7,349,050.68 | 7,349,050.68 | | 100.00 |
| 7,759,476.90 | 7,759,476.90 | | 100.00 |
| 725,000.00 | 725,000.00 | | 100.00 |
| 432,830.31 | 432,830.31 | | 100.00 |
| 16,266,357.89 | 16,266,357.89 | | 100.00 |



| | | | | % | |
|--|----------------|--------------|----------------|-------|---------------|
| | 33,123,842.41 | 0.00 | 33,123,842.41 | 4.47 | 21,059,496.21 |
| | 31,450,000.18 | 0.00 | 31,450,000.18 | 4.25 | 23,928,215.43 |
| | 29,311,558.44 | 268,754.60 | 29,580,313.04 | 3.99 | 14,789,988.50 |
| | 27,703,787.38 | | 27,703,787.38 | 3.74 | 22,281,385.01 |
| | 24,082,500.88 | 1,669,420.00 | 25,751,920.88 | 3.48 | 2,645,075.69 |
| | 145,671,689.29 | 1,938,174.60 | 147,609,863.89 | 19.92 | 84,704,160.84 |

2

| | | |
|--|----------------|----------------|
| | | |
| | | |
| | | |
| | 183,575,271.36 | 184,179,451.34 |
| | 183,575,271.36 | 184,179,451.34 |

(1).

(2).

(3).

().

().

().

(1).

(2). **1**

(3).

().

().

().

(1).

| | | |
|-----|----------------|----------------|
| | | |
| 1 | 43,888,329.80 | 41,590,759.12 |
| 1 1 | 43,888,329.80 | 41,590,759.12 |
| 1 2 | 115,939,469.30 | 123,130,638.90 |
| 2 3 | 2,957,403.80 | 3,564,699.57 |
| 3 | 24,235,736.35 | 19,340,704.16 |
| | 187,020,939.25 | 187,626,801.75 |

(2).

| | | |
|--|----------------|----------------|
| | | |
| | 194,601.90 | 242,113.20 |
| | 11,600,135.00 | 12,136,579.00 |
| | 1,740,423.50 | 1,604,826.13 |
| | 173,485,778.85 | 173,643,283.42 |
| | 187,020,939.25 | 187,626,801.75 |

(3).

| | | | | |
|-----------|--------------|-----|-----|--------------|
| | | | | |
| | 12 | () | () | |
| 2025 1 1 | 3,447,350.41 | | | 3,447,350.41 |
| 2025 1 1 | | | | |
| -- | | | | |
| -- | | | | |
| -- | | | | |
| -- | | | | |
| | 1,682.52 | | | 1,682.52 |
| | | | | |
| | | | | |
| 2025 6 30 | 3,445,667.89 | | | 3,445,667.89 |

().

| | | | | | |
|--|--------------|--|----------|--|--------------|
| | | | | | |
| | 3,447,350.41 | | 1,682.52 | | 3,445,667.89 |
| | 3,447,350.41 | | 1,682.52 | | 3,445,667.89 |

().

().

| | | | | | |
|--|----------------|-------|---|---------------|--|
| | | (%) | | | |
| | 86,655,236.25 | 46.33 | | 1-2 | |
| YOUON (CAYMAN) INVESTMENT CO.,LIMITED | 26,468,392.84 | 14.15 | | 1 1-2 3 | |
| | 17,137,944.33 | 9.16 | | 1 | |
| | 16,282,148.99 | 8.71 | | 1 | |
| | 13,828,657.45 | 7.39 | | 1 1-2 | |
| | 160,372,379.86 | 85.75 | / | / | |

().

3

| | | | | | | |
|--|----------------|--------------|----------------|----------------|--------------|----------------|
| | | | | | | |
| | 402,221,724.97 | | 402,221,724.97 | 395,401,724.97 | | 395,401,724.97 |
| | 69,581,836.50 | 2,437,381.00 | 67,144,455.50 | 60,171,352.58 | 2,437,381.00 | 57,733,971.58 |
| | 471,803,561.47 | 2,437,381.00 | 469,366,180.47 | 455,573,077.55 | 2,437,381.00 | 453,135,696.55 |

(1).

| | | | | | | | |
|--|--|--|--|--|--|--|--|
| | | | | | | | |
|--|--|--|--|--|--|--|--|

| | | | | | | | | |
|-------------------|----------------|--|---------------|--------------|--|--|----------------|--|
| | | | | | | | | |
| | 4,363,769.28 | | | | | | 4,363,769.28 | |
| | 3,010,000.00 | | | | | | 3,010,000.00 | |
| | 2,000,000.00 | | | | | | 2,000,000.00 | |
| | 122,000,000.00 | | | | | | 122,000,000.00 | |
| | 4,155,502.64 | | | | | | 4,155,502.64 | |
| | 12,250,000.00 | | | | | | 12,250,000.00 | |
| | 12,480,000.00 | | | | | | 12,480,000.00 | |
| | 20,000,000.00 | | | | | | 20,000,000.00 | |
| | 500,000.00 | | | | | | 500,000.00 | |
| | 3,180,000.00 | | | 3,180,000.00 | | | - | |
| | 10,000,000.00 | | | | | | 10,000,000.00 | |
| | 167,200,000.00 | | | | | | 167,200,000.00 | |
| HYDRORIDEEUROPEAG | 1,872,453.05 | | | | | | 1,872,453.05 | |
| | 31,000,000.00 | | 10,000,000.00 | | | | 41,000,000.00 | |
| | 1,280,000.00 | | | | | | 1,280,000.00 | |
| | 10,000.00 | | | | | | 10,000.00 | |
| | 100,000.00 | | | | | | 100,000.00 | |
| | 395,401,724.97 | | 10,000,000.00 | 3,180,000.00 | | | 402,221,724.97 | |

(2).

| | | | | | | | | | | | | | | | | | | | |
|--|--|--|--|--|--|--|--|--|--|--|--|--|--|--|--|--|--|--|--|
| | | | | | | | | | | | | | | | | | | | |
| | | | | | | | | | | | | | | | | | | | |
| | | | | | | | | | | | | | | | | | | | |

| | | | | | | | | | | | | |
|----------------------------|---------------|--|---------------|--|-------------|--|--|--|--|--|---------------|--------------|
| HERO YOUON PRIVATE LIMITED | 0.00 | | | | | | | | | | 0.00 | 2,437,381.00 |
| | 9,595,505.41 | | 10,000,000.00 | | -8,066.73 | | | | | | 19,587,438.68 | |
| | 47,920,562.92 | | | | -453,722.27 | | | | | | 47,466,840.65 | |
| | 217,903.25 | | | | -127,727.08 | | | | | | 90,176.17 | |
| | 57,733,971.58 | | 10,000,000.00 | | -589,516.08 | | | | | | 67,144,455.50 | 2,437,381.00 |
| | 57,733,971.58 | | 10,000,000.00 | | -589,516.08 | | | | | | 67,144,455.50 | 2,437,381.00 |

(3).

(1).

| | | | | |
|--|----------------|----------------|----------------|----------------|
| | | | | |
| | 132,390,864.16 | 156,690,636.05 | 169,834,244.16 | 175,245,038.41 |
| | | | | |
| | 132,390,864.16 | 156,690,636.05 | 169,834,244.16 | 175,245,038.41 |

(2).

| | | |
|--|----------------|----------------|
| | | |
| | | |
| | 21,025,954.56 | 18,532,838.15 |
| | 59,908,445.25 | 72,460,965.19 |
| | 35,063,566.8 | 54,024,888.21 |
| | 8,288,178.72 | 7,397,326.49 |
| | 8,104,718.83 | 4,274,618.02 |
| | | |
| | 131,828,903.07 | 156,258,360.42 |
| | 561,961.10 | 432,275.63 |
| | 132,390,864.17 | 156,690,636.05 |

(3).

| | | | | | | |
|--|---|---|---|---|--|---|
| | | | | | | |
| | | | | | | |
| | | | | | | |
| | / | / | / | / | | / |

().

73,907,429.68

30,237,858.66 2025

28,688,732.1 2026

12,297,538.48 2027

().

| | | |
|--|---------------|------------|
| | | |
| | | |
| | -589,516.08 | 226,227.85 |
| | -6,063,658.84 | |
| | | |
| | | |

| | | |
|--|--------------|--|
| | | |
| | -123,645.48 | |
| | 3,103,060.88 | |
| | 428,063.33 | |
| | 91,453.41 | |
| | 2,136,293.73 | |

1

1

| | | |
|--|--------------|--|
| | | |
| | 2,163,164.38 | |

2

| | | | |
|--|-------|-------|-------|
| | % | | |
| | -2.13 | -0.27 | -0.27 |
| | -2.2 | -0.28 | -0.28 |

3

